

1-1-2012

## Reduction, Mannich reaction and antimicrobial activity evaluation of some new 1,2,4-triazol-3-one derivatives

SEDA FANDAKLI

SERAP BAŐOĐLU

HAKAN BEKTAŐ

MELTEM YOLAL

AHMET DEMİRBAŐ

*See next page for additional authors*

Follow this and additional works at: <https://journals.tubitak.gov.tr/chem>

 Part of the [Chemistry Commons](#)

---

### Recommended Citation

FANDAKLI, SEDA; BAŐOĐLU, SERAP; BEKTAŐ, HAKAN; YOLAL, MELTEM; DEMİRBAŐ, AHMET; and KARAOĐLU, ŐENGÜL ALPAY (2012) "Reduction, Mannich reaction and antimicrobial activity evaluation of some new 1,2,4-triazol-3-one derivatives," *Turkish Journal of Chemistry*. Vol. 36: No. 4, Article 8.

<https://doi.org/10.3906/kim-1103-23>

Available at: <https://journals.tubitak.gov.tr/chem/vol36/iss4/8>

This Article is brought to you for free and open access by TÜBİTAK Academic Journals. It has been accepted for inclusion in Turkish Journal of Chemistry by an authorized editor of TÜBİTAK Academic Journals. For more information, please contact [academic.publications@tubitak.gov.tr](mailto:academic.publications@tubitak.gov.tr).

---

## Reduction, Mannich reaction and antimicrobial activity evaluation of some new 1,2,4-triazol-3-one derivatives

### Authors

SEDA FANDAKLI, SERAP BAŐOĐLU, HAKAN BEKTAŐ, MELTEM YOLAL, AHMET DEMİRBAŐ, and ŐENGŐL ALPAY KARAOĐLU

## Reduction, Mannich reaction, and antimicrobial activity evaluation of some new 1,2,4-triazol-3-one derivatives

Seda FANDAKLI<sup>1</sup>, Serap BAŞOĞLU<sup>1</sup>, Hakan BEKTAŞ<sup>2</sup>, Meltem YOLAL<sup>1</sup>,  
Ahmet DEMİRBAŞ<sup>1,\*</sup>, Şengül ALPAY KARAOĞLU<sup>3</sup>

<sup>1</sup>*Department of Chemistry, Faculty of Sciences, Karadeniz Technical University,  
61080 Trabzon-TURKEY*

*e-mail: ndemirbas651@mynet.com*

<sup>2</sup>*Department of Chemistry, Faculty of Sciences, Giresun University,  
28100 Giresun-TURKEY*

<sup>3</sup>*Department of Biology, Faculty of Sciences, Rize University,  
53100 Rize-TURKEY*

Received: 11.03.2011

Ethyl[4-arylmethyleneamino-3-(4-methylphenyl)-5-oxo-4,5-dihydro-1*H*-1,2,4-triazole-1-yl]acetates (**3a-e** and **10a-d**) were obtained starting from 4-amino-2,4-dihydro-3*H*-1,2,4-triazol-3-ones (**1** and **9**) in 2 steps. The treatment of **3a-e** with NaBH<sub>4</sub> resulted in the formation of 3 kinds of product incorporating carboxylic acid (**4a-c**) or alcohol (**5a-e**) functionality. [4-[(4-Methoxyphenyl)methylene]amino]- and 4-[[pyridin-4-ylmethylene]amino]-3-(4-methylphenyl)-5-oxo-4,5-dihydro-1*H*-1,2,4-triazole-1-yl] acetic acids (**6a**, **6e**) were obtained by the hydrolysis of the corresponding esters (**5a-5e**). The treatment of **6a** with NaBH<sub>4</sub> caused the reduction of only the imine bond; the carboxyl group remained unchanged. Then this carboxylic acid was converted to the corresponding hydrazide (**8**) in 2 steps by reaction with ethanol and hydrazine hydrate, respectively. The synthesis of Mannich bases was performed by the reaction of the corresponding 1,2,4-triazoles containing an imine group (**10a-d**) with several primary or secondary amines including morpholine or piperazine nucleus.

All newly synthesized compounds were screened for their antimicrobial activity. The antimicrobial activity study revealed that the Mannich bases (**11-16**) showed good activity against the test microorganisms as compared with ampicillin.

**Key Words:** 1,2,4-Triazole-3-one, reduction, hydrolysis, Mannich base, antimicrobial activity

---

\*Corresponding author

## Introduction

The synthesis of high nitrogen-containing heterocyclic systems has been attracting increasing interest over the past decade due to their utility in various applications, such as propellants, explosives, pyrotechnics, and especially chemotherapy. In medicinal chemistry, azoles are a widely used and studied class of antimicrobial agent due to their safety profile and high therapeutic index.<sup>1-7</sup>

The 1,2,4-triazole nucleus has been incorporated into a wide variety of therapeutically important agents. Ribavirin (antiviral), rizatriptan (antimigraine), alprazolam (anxiolytic), vorozole, letrozole, and anastrozole (antitumoral) are some examples of drugs containing 1,2,4-triazole moiety.<sup>8-12</sup> Conazoles constitute another class of azole-based drugs such as itraconazole, fluconazole, voriconazole, and ravuconazole.<sup>2-5</sup> Some of the other major applications of conazoles are for crop protection. As pharmaceuticals, they have been used for the treatment of local and systemic fungal infections, which are important problems in phytopathology and especially in medicine.

Substituted piperazines are important pharmacophores that constitutes a part of some important drugs such as crixivan (an HIV protease inhibitor) and siprofloxacine (a potent antibacterial agent).<sup>13,14</sup> The drugs prazosin, lidoflazine, and urapidil, which contain a piperazine nucleus in their structures, have been used as cardiovascular agents.<sup>15,16</sup>

Several compounds that contain a piperazine or morpholine nucleus possessing antimicrobial activity have been synthesized, some of which contains an azole ring as well.<sup>17-22</sup> For example, while eperzolid, which is an oxazolidinone class antibiotic, consists of morpholine and oxazolidinone rings linked to each other via a fluorophenylene linkage; another antibiotic, linezolid, contains a piperazine ring instead of morpholine.<sup>23,24</sup> On the other hand, itraconazole, posaconazole, and ketoconazole contain a piperazine and one or more azole rings in their structures.<sup>25</sup>

Multi-component reactions (MCRs) have been considered an important method in organic synthesis with the advantages ranging from lower reaction times, increased reaction rates to higher yields, and reproducibility.<sup>26</sup> The Mannich reaction is a 3-component condensation reaction involving an active hydrogen containing compound, formaldehyde, and a primary or secondary amine.<sup>26</sup> The aminoalkylation of aromatic substrates by Mannich reaction constitutes a major strategy for the preparation of several modifications of biologically active compounds.<sup>27</sup> Mannich bases are physiologically reactive due to the basic function making the molecule soluble in aqueous solvents when it is transformed into aminium salt.<sup>15</sup> Mannich bases have been reported as potential biological agents. They find application as antitubercular,<sup>28</sup> antimalarial,<sup>29</sup> vasorelaxing,<sup>30</sup> anticancer,<sup>31</sup> and analgesic drugs.<sup>32</sup> They have also found several applications in the polymer industry as paints and surface active reagents.<sup>33</sup>

Mannich bases derived from 1,2,4-triazole compounds carrying *N*-methyl piperazine moiety have been reported to possess protozoicidal and antibacterial activity. The drugs prazosin, lidoflazine, and urapidil, which contain a piperazine nucleus in their structures, have been used as cardiovascular agents.<sup>15,16,34</sup>

Imine compounds constitute another intensively synthesized and studied class of organic molecules due to their different applications, such as biological activities,<sup>35-39</sup> investigation of their ability to make a coordination complex with transition metal cations, and improvement of their properties for analytical applications.<sup>40-42</sup> Some Schiff base derivatives of 1,2,4-triazoles have been synthesized as antimicrobial and/or antitumoral agents in our laboratories.<sup>36,43-50</sup>

Over 10 years our interest has focused on the synthesis of novel heterocyclic systems that have antimicrobial activity. In the present study, as a part of our ongoing study, we synthesized new 1,2,4-triazole derivatives as possible antimicrobial agents, some of which contain different heterocyclic rings such as piperazine and morpholine moieties.

## Experimental

All the chemicals were purchased from Fluka Chemie AG Buchs (Switzerland) and were used without further purification. Melting points of the synthesized compounds were determined in open capillaries on a Büchi B-540 melting point apparatus and are uncorrected. The reactions were monitored by thin-layer chromatography (TLC) on silica gel 60 F254 aluminum sheets. The mobile phase was ethanol and ethyl acetate (1:1) and detection was performed using UV light. IR spectra were recorded as potassium bromide pellets using a PerkinElmer 1600 series FTIR spectrometer. <sup>1</sup>H-NMR and <sup>13</sup>C-NMR spectra were recorded on a BRUKER AVANCE II 400 MHz NMR Spectrometer (chemical shift in ppm downfield from TMS as an internal reference). The elemental analysis was performed on a Costech Elemental Combustion System CHNS-O elemental analyzer. All the compounds gave C, H and N analysis within ±0.4% of the theoretical values. The mass spectra were obtained on a Quattro LC-MS (70 eV) instrument.

### General method for the preparation of compounds 2a-e and 10a-d

The corresponding compound **1** or **9** (10 mmol) was heated in an oil bath with a suitable aromatic aldehyde (10 mmol) at 130-140 °C for 2 h. On cooling the mixture to room temperature, a solid was obtained. This crude product was recrystallized from ethanol solvent to obtain the desired compound.

**4-[[4-Methoxyphenyl)methylene]amino]-5-(4-methylphenyl)-2,4-dihydro-3H-1,2,4-triazol-3-one (2a).** Yield: 2.52 g, 81%; mp 200-202 °C; IR (KBr, cm<sup>-1</sup>): 3214 (NH), 1697 (C=O), 1605 (C=N); <sup>1</sup>H-NMR (DMSO-*d*<sub>6</sub> δ ppm): 2.32 (s, 3H, CH<sub>3</sub>), 3.38 (s, 3H, OCH<sub>3</sub>), [ar-H: 7.02 (dd, 2H, *J* = 8.8 Hz), 7.28 (d, 2H, *J* = 8.2 Hz), 7.69-7.76 (m, 4H)], 9.46 (s, 1H, CH), 12.26 (s, 1H, NH); <sup>13</sup>C-NMR (DMSO-*d*<sub>6</sub> δ ppm): 156.86 (N=CH), 151.74 (triazole C5), 144.84 (triazole C3), ar-C: [114.81 (2CH), 124.25 (C), 126.11 (C), 128.04 (2CH), 129.34 (2CH), 129 (2CH), 140.06 (C), 162.56 (C)], 55.67 (OCH<sub>3</sub>), 21.24 (CH<sub>3</sub>); Anal. calcd (%) for C<sub>17</sub>H<sub>16</sub>N<sub>4</sub>O<sub>2</sub>: C, 66.22; H, 5.23; N, 18.17. Found: C, 66.28; H, 5.21; N, 18.10.

**4-[[2-Furylmethylene]amino]-5-(4-methylphenyl)-2,4-dihydro-3H-1,2,4-triazol-3-one (2b).** Yield: 1.81 g, 67%; mp 211-213 °C; IR (KBr cm<sup>-1</sup>): 3162 (NH), 1698 (C=O), 1609 (C=N); <sup>1</sup>H-NMR (DMSO-*d*<sub>6</sub> δ ppm): 2.37 (s, 3H, CH<sub>3</sub>), [ar-H: 6.74 (dd, 1H, *J*<sub>1</sub> = 4.0 Hz, *J*<sub>2</sub> = 1.8 Hz), 7.20 (d, 1H, *J* = 3.4 Hz), 7.33 (d, 2H, *J* = 8.2 Hz), 7.77 (d, 2H, *J* = 8.4 Hz), 7.95 (d, 1H, *J* = 1.2 Hz)], 9.54 (s, 1H, N=CH), 12.35 (s, 1H, NH); <sup>13</sup>C-NMR (DMSO-*d*<sub>6</sub> δ ppm): 146.77 (N=CH), 151.28 (triazole C5), 144.40 (triazole C3), ar-C: [112.53 (CH), 118.00 (CH), 123.68 (C), 127.69 (2CH), 128.93 (2CH), 139.75 (C), 145.03 (CH), 148.18 (C)], 20.85 (CH<sub>3</sub>); LC-MS: *m/z* (%) [M]<sup>+</sup> (%) 291 (100) [M+Na]<sup>+</sup>, 269 (46) [M+1]<sup>+</sup>; 254 (16), 176 (35), 146 (22), 138 (16); Anal. calcd (%) for C<sub>14</sub>H<sub>12</sub>N<sub>4</sub>O<sub>2</sub>: C, 62.68; H, 4.51; N, 20.88. Found: C, 62.77; H, 4.63; N, 20.71.

**5-(4-Methylphenyl)-4-[[phenylmethylene]amino]-2,4-dihydro-3H-1,2,4-triazol-3-one (2c).** Yield: 0.82 g, 68%; mp 195-196 °C; IR (KBr cm<sup>-1</sup>): 3176 (NH), 1695 (C=O), 1612 (C=N); <sup>1</sup>H-NMR (DMSO-*d*<sub>6</sub> δ ppm): 2.38 (s, 3H, CH<sub>3</sub>), [ar-H: 7.36 (d, 2H, *J* = 8.4 Hz), 7.46 (m, 3H), 7.70-7.85 (m, 4H)], 9.58 (s,

1H, N=CH), 12.31 (s, 1H, NH); <sup>13</sup>C-NMR (DMSO-*d*<sub>6</sub> δ ppm): 156.23 (N=CH), 151.24 (triazole C5), 144.56 (triazole C3), ar-C: [123.71(C), 127.70 (4CH), 129.00 (4CH), 131.55 (CH), 133.27 (C), 139.78 (C)], 20.88 (CH<sub>3</sub>); Anal. calcd (%) for C<sub>16</sub>H<sub>14</sub>N<sub>4</sub>O: C, 69.05; H, 5.07; N, 20.13. Found: C, 69.12; H, 5.18; N, 20.07.

**5-(4-Methylphenyl)-4-[[pyridin-2-ylmethylene]amino]-2,4-dihydro-3H-1,2,4-triazol-3-one (2d).** Yield: 1.81 g, 67%; mp 209-210 °C; IR (KBr, cm<sup>-1</sup>): 3165 (NH), 1719 (C=O), 1584 (C=N); <sup>1</sup>H-NMR (DMSO-*d*<sub>6</sub> δ ppm): 2.39 (s, 3H, CH<sub>3</sub>), [ar-H: 7.35(d, 2H, *J* = 8.0 Hz), 7.48-7.58 (m, 1H), 7.81 (d, 2H, *J* = 8.0 Hz), 7.94 (d, 2H, *J* = 4.0 Hz), 8.71 (d, 1H, *J* = 4.8 Hz)], 9.75 (s, 1H, N=CH), 12.37 (s, 1H, NH); <sup>13</sup>C-NMR (DMSO-*d*<sub>6</sub> δ ppm): 149.82 (N=CH), 151.14 (triazole C5), 144.60 (triazole C3), ar-C: [120.31 (CH), 123.50 (C), 125.51 (CH), 127.92 (2CH), 128.99 (2CH), 137.14 (CH), 139.85 (C), 152.26 (C), 154.885 (CH)], 20.86 (CH<sub>3</sub>); LC-MS: *m/z* (%) [M]<sup>+</sup> 302 (66) [M+Na]<sup>+</sup>, 280 (100) [M+1]<sup>+</sup>; 299 (12), 291 (9), 281 (17), 105 (17); Anal. calcd (%) for C<sub>15</sub>H<sub>13</sub>N<sub>5</sub>O: C, 64.51; H, 4.69; N, 25.07. Found: C, 64.73; H, 4.85; N, 24.86.

**5-(4-Methylphenyl)-4-[(pyridin-4-ylmethylene)amino]-2,4-dihydro-3H-1,2,4-triazol-3-one (2e).** Yield: 1.18 g, 43%; mp 271-273 °C; IR (KBr, cm<sup>-1</sup>): 3003 (NH), 1721 (C=O), 1603 (C=N); <sup>1</sup>H-NMR (DMSO-*d*<sub>6</sub> δ ppm): 2.39 (s, 3H, CH<sub>3</sub>), [ar-H: 7.36 (d, 2H, *J* = 7.8 Hz), 7.73-7.80 (m, 4H), 8.73 (d, 2H, *J* = 5.0 Hz)], 9.79 (s, 1H, N=CH), 12.44 (s, 1H, NH); <sup>13</sup>C-NMR (DMSO-*d*<sub>6</sub> δ ppm): 152.72 (N=CH), 151.07 (triazole C5), 144.63 (triazole C3), ar-C: [121.33 (2CH), 123.412 (C), 127.944 (2CH), 129.042 (2CH), 139.458 (C), 140.536 (C), 150.47 (2CH)], 20.89 (CH<sub>3</sub>); LC-MS: *m/z* (%) [M]<sup>+</sup> 302 (17) [M+Na]<sup>+</sup>, 280 (32) [M+1]<sup>+</sup>; 280 (31), 229 (100), 146 (21), 129 (70), 108 (15); Anal. calcd (%) for C<sub>15</sub>H<sub>13</sub>N<sub>5</sub>O: C, 64.51; H, 4.69; N, 25.07. Found: C, 64.66; H, 4.65; N, 25.14.

**4-[[2-Furylmethylene]amino]-5-methyl-2,4-dihydro-3H-1,2,4-triazol-3-one (10a).** Yield: 1.63 g, 72%; mp 209-210 °C; IR (KBr, cm<sup>-1</sup>): 3182 (NH), 1701 (C=O), 1613 (C=N); <sup>1</sup>H-NMR (DMSO-*d*<sub>6</sub> δ ppm): 2.28 (s, 3H, CH<sub>3</sub>), [ar-H: 6.72 (d, 1H, *J*<sub>1</sub> = 4.0 Hz), 7.02 (d, 1H, *J* = 4.0 Hz), 7.90 (d, 1H, *J* = 1.2 Hz)], 9.40 (s, 1H, N=CH), 12.18 (s, 1H, NH); <sup>13</sup>C-NMR (DMSO-*d*<sub>6</sub> δ ppm): 148.63 (N=CH), 150.62 (triazole C5), 143.88 (triazole C3), ar-C: [112.23 (CH), 118.68 (CH), 145.90 (CH), 149.42 (C)], 20.12 (CH<sub>3</sub>); Anal. calcd (%) for C<sub>8</sub>H<sub>8</sub>N<sub>4</sub>O<sub>2</sub>: C, 50.00; H, 4.20; N, 29.15. Found: C, 50.12; H, 4.58; N, 29.22.

**5-Methyl-4-[[phenylmethylene]amino]-2,4-dihydro-3H-1,2,4-triazol-3-one (10b).** Yield: 1.12 g, 75%; mp 201-202 °C; IR (KBr, cm<sup>-1</sup>): 3198 (NH), 1710 (C=O), 1616 (C=N); <sup>1</sup>H-NMR (DMSO-*d*<sub>6</sub> δ ppm): 2.22 (s, 3H, CH<sub>3</sub>), [ar-H: 7.12-7.46 (m, 3H), 7.74-7.8846 (m, 2H)], 9.45 (s, 1H, N=CH), 12.28 (s, 1H, NH); <sup>13</sup>C-NMR (DMSO-*d*<sub>6</sub> δ ppm): 155.56 (N=CH), 150.65 (triazole C5), 144.28 (triazole C3), ar-C: [128.68 (2CH), 129.84 (2CH), 132.68 (C), 135.72 (C)], 21.42 (CH<sub>3</sub>); Anal. calcd (%) for C<sub>10</sub>H<sub>10</sub>N<sub>4</sub>O: C, 59.40; H, 4.98; N, 27.71. Found: C, 59.35; H, 4.88; N, 27.65.

**4-[[2-Methoxyphenyl)methylene]amino]-5-methyl-2,4-dihydro-3H-1,2,4-triazol-3-one (10c).** Yield: 1.96 g, 80%; mp 189-190 °C; IR (KBr, cm<sup>-1</sup>): 3222 (NH), 1701 (C=O), 1615 (C=N); <sup>1</sup>H-NMR (DMSO-*d*<sub>6</sub> δ ppm): 2.20 (s, 3H, CH<sub>3</sub>), 3.52 (s, 3H, OCH<sub>3</sub>), [ar-H: 7.04 (d, 2H, *J* = 8.4 Hz), 7.78 (d, 2H, *J* = 8.4 Hz)], 9.32 (s, 1H, CH), 12.32 (s, 1H, NH); <sup>13</sup>C-NMR (DMSO-*d*<sub>6</sub> δ ppm): 152.46 (N=CH), 150.74 (triazole C5), 143.18 (triazole C3), ar-C: [114.38 (2CH), 122.46 (C), 127.26 (2CH), 160.34 (C)], 55.88 (OCH<sub>3</sub>), 22.12 (CH<sub>3</sub>); Anal. calcd (%) for C<sub>11</sub>H<sub>12</sub>N<sub>4</sub>O<sub>2</sub>: C, 56.89; H, 5.21; N, 24.12. Found: C, 56.75; H, 5.32; N, 24.22.

**4-[[4-Hydroxyphenyl)methylene]amino]-5-methyl-2,4-dihydro-3H-1,2,4-triazol-3-one (10d).** Yield: 2.31 g, 82%; mp 211-212 °C; IR (KBr, cm<sup>-1</sup>): 3232 (NH), 1705 (C=O), 1618 (C=N); <sup>1</sup>H-NMR (DMSO-

$d_6$   $\delta$  ppm): 2.19 (s, 3H, CH<sub>3</sub>), [ar-H: 7.08 (s, 1H), 7.10 (s, 1H), 7.62-7.78 (m, 2H)], 9.38 (s, 1H, CH), 10.36 (s, 1H, OH), 12.46 (s, 1H, NH); <sup>13</sup>C-NMR (DMSO- $d_6$   $\delta$  ppm): 153.84 (N=CH), 152.62 (triazole C5), 145.92 (triazole C3), ar-C: [117.02 (CH), 119.42 (C), 121.62 (CH), 128.96 (CH), 142.60 (CH), 159.48 (C)], 23.56 (CH<sub>3</sub>). Anal. calcd (%) for C<sub>10</sub>H<sub>10</sub>N<sub>4</sub>O<sub>2</sub>: C, 55.04; H, 4.62; N, 25.68. Found: C, 55.12; H, 4.58; N, 25.75.

### General method for the synthesis of compounds 3a-e

The solution of the corresponding compound **2** (10 mmol) in absolute ethanol was stirred under reflux with an equivalent amount of sodium for 2 h. Then ethyl bromoacetate (10 mmol) was added and the mixture was refluxed for an additional 8 h. After evaporating the solvent under reduced pressure, a solid appeared. This was recrystallized from ethanol/water (1:2) to afford the desired compound.

**Ethyl 4-[[[(4-methoxyphenyl)methylene]amino]-3-(4-methylphenyl)-5-oxo-4,5-dihydro-1H-1,2,4-triazol-1-yl]acetate (3a).** Yield: 2.52 g, 81%; mp 115-116 °C; IR (KBr, cm<sup>-1</sup>): 1704, 1751 (C=O), 1606 (C=N); <sup>1</sup>H-NMR (DMSO- $d_6$   $\delta$  ppm): 1.24 (s, 3H, CH<sub>3</sub>), 3.79 (s, 3H, CH<sub>3</sub>), 3.85 (s, 3H, OCH<sub>3</sub>), 4.19 (q, 2H, OCH<sub>2</sub>,  $J$  = 7.0 Hz), 4.76 (s, 2H, N=CH<sub>2</sub>), [ar-H: 6.94 (d, 2H, 9Hz), 7.27 (d, 2H, 7.8 Hz), 7.72 (d, 2H, 8.6 Hz), 7.85 (d, 2H, 7.8 Hz)], 9.68 (s, 1H, N=CH); <sup>13</sup>C-NMR (DMSO- $d_6$   $\delta$  ppm): 168.18 (C=O), 156.07 (N=CH), 151.04 (triazole C5), 145.43 (triazole C3), ar-C: [114.81 (2CH), 124.25 (C), 126.11 (C), 128.04 (2CH), 129.34 (2CH), 129 (2CH), 140.06 (C), 162.56 (C)], 61.21 (OCH<sub>2</sub>), 55.20 (OCH<sub>3</sub>), 46.58 (NCH<sub>2</sub>), 20.83 (CH<sub>3</sub>), 13.88 (ester CH<sub>3</sub>); Anal. calcd (%) for C<sub>21</sub>H<sub>22</sub>N<sub>4</sub>O<sub>4</sub>: C, 63.95; H, 5.62; N, 14.20. Found: C, 64.18; H, 5.77; N, 14.26.

**Ethyl (3-(4-methylphenyl)-5-oxo-4-[[2-furylmethylene]amino]-4,5-dihydro-1H-1,2,4-triazol-1-yl) acetate (3b).** Yield: 3.3 g, 96.7%; mp 124-125 °C; IR (KBr, cm<sup>-1</sup>): 1705, 1752 (C=O), 1609 (C=N); <sup>1</sup>H-NMR (DMSO- $d_6$   $\delta$  ppm): 1.29 (t, 3H, CH<sub>3</sub>,  $J$  = 7.2 Hz), 2.38 (s, 3H, CH<sub>3</sub>), 4.26 (q, 2H, OCH<sub>2</sub>,  $J$  = 6.6 Hz), 4.66 (s, 2H, N=CH<sub>2</sub>), [ar-H: 6.53 (dd, 1H,  $J_1$  = 5 Hz,  $J_2$  = 1.2 Hz), 6.90 (d, 1H,  $J$  = 3.4 Hz), 7.27 (d, 2H,  $J$  = 8.4 Hz), 7.59 (s, 1H), 7.88 (d, 2H,  $J$  = 8.0 Hz)], 9.69 (s, 1H, N=CH); <sup>13</sup>C-NMR (DMSO- $d_6$   $\delta$  ppm): 167.37 (C=O), 145.86 (N=CH), 150.72 (triazole C5), 144.46 (triazole C3), ar-C: [112.22 (CH), 116.82 (CH), 123.22 (C), 128.40 (2CH), 129.15 (2CH), 140.69 (C), 145.01 (CH), 148.92 (C)], 61.92 (OCH<sub>2</sub>), 46.83 (NCH<sub>2</sub>), 21.51 (CH<sub>3</sub>), 14.16 (CH<sub>3</sub>); LC-MS:  $m/z$  (%) [M]<sup>+</sup> 377 (100) [M+Na]<sup>+</sup>, 355 (70) [M+1]<sup>+</sup>; 356 (11), 333 (12), 281 (30), 144 (47), 146 (28); Anal. calcd (%) for C<sub>18</sub>H<sub>18</sub>N<sub>4</sub>O<sub>4</sub>: C, 61.01; H, 5.12; N, 15.81. Found: C, 61.27; H, 5.33; N, 15.69.

**Ethyl (3-(4-methylphenyl)-5-oxo-4-[[pyridin-2-ylmethylene]amino]-4,5-dihydro-1H-1,2,4-triazol-1-yl) acetate (3d):** Yield: 1.72 g, 70%; mp 130-131 °C; IR (KBr, cm<sup>-1</sup>): 1713, 1749 (C=O), 1508 (C=N); <sup>1</sup>H-NMR (DMSO- $d_6$   $\delta$  ppm): 1.24 (t, 3H, CH<sub>3</sub>,  $J$  = 7.0 Hz), 2.39 (s, 3H, CH<sub>3</sub>), 4.20 (q, 2H, OCH<sub>2</sub>,  $J$  = 7.2 Hz), 4.77 (s, 2H, NCH<sub>2</sub>), [arH: 7.37 (d, 2H,  $J$  = 8.0 Hz), 7.44 (dd, 1H,  $J_1$  = 7.0 Hz,  $J_2$  = 4.4 Hz), 7.81 (d, 2H,  $J$  = 8.0 Hz), 7.96 (d, 2H,  $J$  = 3.6 Hz), 8.72 (d, 1H,  $J$  = 4.6 Hz)], 9.70 (s, 1H, NH); <sup>13</sup>C-NMR (DMSO- $d_6$   $\delta$  ppm): 167.46 (C=O), 149.88 (N=CH), 151.91 (triazole C5), 143.82 (triazole C3), ar-C: [120.56 (CH), 122.69 (C), 125.73 (CH), 128.0 (2CH), 129.13 (2CH), 137.22 (C), 140.37 (C), 149.66 (CH), 155.58 (CH)], 61.29 (OCH<sub>2</sub>), 46.58 (NCH<sub>2</sub>), 20.88 (CH<sub>3</sub>), 13.89 (CH<sub>3</sub>); LC-MS:  $m/z$  (%) [M]<sup>+</sup> 388 (100) [M+Na]<sup>+</sup>, 366 (50) [M+1]<sup>+</sup>; (367 (10), 153 (25), 105 (17)); Anal. calcd (%) for C<sub>19</sub>H<sub>19</sub>N<sub>5</sub>O<sub>3</sub>: C, 62.46; H, 5.24; N, 19.17. Found: C, 62.63; H, 5.48; N, 19.19.

**Ethyl (3-(4-methylphenyl)-5-oxo-4-[[pyridin-4-ylmethylene]amino]-4,5-dihydro-1H-1,2,4-**

**triazol-1-yl) acetate (3e).** Yield: 2.5 g, 69%; mp 157-160 °C ; IR (KBr cm<sup>-1</sup>): 1709, 1740 (C=O), 1508 (C=N); <sup>1</sup>H-NMR (DMSO-*d*<sub>6</sub> δ ppm): 1.32 (t, 3H, CH<sub>3</sub>, *J* = 7.2 Hz), 2.44 (s, 3H, CH<sub>3</sub>), 4.28 (q, 2H, OCH<sub>2</sub>, *J* = 7.2 Hz), 4.67 (s, 2H, NCH<sub>2</sub>), [ar-H: 7.31 (d, 2H, *J* = 7.8 Hz), 7.63 (d, 2H, *J* = 4.6 Hz), 7.82 (d, 2H, *J* = 8.4 Hz), 8.73 (d, 2H, *J* = 5.0 Hz)], 9.93 (s, 1H, NH); <sup>13</sup>C-NMR (DMSO-*d*<sub>6</sub> δ ppm): 167.20 (C=O), 149.98 (N=CH), 150.50 (triazole C5), 145.17 (triazole C3), ar-C: [121.80 (2CH), 122.90 (C), 128.58 (2CH), 129.24 (2CH), 141.06 (C), 141.60 (C), 151.84 (2CH), 62.06 (OCH<sub>2</sub>), 46.87 (NCH<sub>2</sub>), 21.57 (CH<sub>3</sub>), 14.25 (CH<sub>3</sub>); LC-MS: *m/z* (%) [M]<sup>+</sup> 388 (100) [M+Na]<sup>+</sup>, 366 (19) [M+1]<sup>+</sup>; 283 (20), 105 (51); Anal. calcd (%) for C<sub>19</sub>H<sub>19</sub>N<sub>5</sub>O<sub>3</sub>: C, 62.46; H, 5.24; N, 19.17. Found: C, 62.48; H, 5.29; N, 19.11.

## General method for the synthesis of compounds 4a-c and 5a-e

The solution of NaBH<sub>4</sub> (10 mmol) in absolute ethanol was added to the solution of the corresponding compound **3** (10 mmol) in absolute ethanol, and the reaction mixture was allowed to reflux for 3 h. Then 50 mL of water was added and the separated solid was collected by filtration and recrystallized from ethanol/water to afford compound **5a-e**. After neutralization of the filtrate by HCl, a solid appeared. This was filtered off, washed with water, and recrystallized from (0.9 g, 24%) ethanol/water (1:2) to give compounds **4a-c**.

**[4-[(4-Methoxybenzyl)amino]-3-(4-methylphenyl)-5-oxo-4,5-dihydro-1H-1,2,4-triazol-1-yl]acetic acid (4a).** Yield: 0.9 g, 24%; mp 197-198 °C ; IR (KBr, cm<sup>-1</sup>): 3285 (NH), 1666, 1763 (C=O), 1613 (C=N); <sup>1</sup>H-NMR (DMSO-*d*<sub>6</sub> δ ppm): 2.40 (s, 3H, CH<sub>3</sub>), 3.75 (s, 3H, OCH<sub>3</sub>), 4.11 (d, 2H, NHCH<sub>2</sub>, *J* = 4.8 Hz), 4.56 (s, 2H, NCH<sub>2</sub>), 5.57 (t, 1H, NH, *J* = 4.8 Hz), [ar-H: 6.70 (d, 2H, *J* = 8.8 Hz), 7.11 (d, 2H, *J* = 8.8 Hz), 7.16 (d, 2H, *J* = 8.4 Hz), 7.73 (d, 2H, *J* = 8.4 Hz)], 11.24 (s, 1H, OH); <sup>13</sup>C-NMR (DMSO-*d*<sub>6</sub> δ ppm): 169.10 (C=O), 153.26 (triazole C5), 144.98 (triazole C3), ar-C: [113.48 (2CH), 123.33 (C), 127.45 (2CH), 127.54 (C), 128.62 (2CH), 130.56 (2CH), 139.86 (C), 158.95 (C)], (55.02 (OCH<sub>3</sub>), 53.26 (NCH<sub>2</sub>), 46.45 (NHCH<sub>2</sub>), 21.33 (CH<sub>3</sub>); LC-MS: *m/z* (%) 391 (100) [M+Na]<sup>+</sup>, 369 [M+1]<sup>+</sup>; 377 (25), 369 (30), 229 (98), 191 (13); Anal. calcd (%) for C<sub>19</sub>H<sub>20</sub>N<sub>4</sub>O<sub>4</sub>: C, 61.95; H, 5.47; N, 15.21. Found: C, 62.17; H, 5.53; N, 15.20.

**[4-[(2-Furylmethyl)amino]-3-(4-methylphenyl)-5-oxo-4,5-dihydro-1H-1,2,4-triazol-1-yl]acetic acid (4b).** Yield: 1.26 g, 37%; mp 138-141 °C ; IR (KBr, cm<sup>-1</sup>): 3290 (NH) 1696, 1737 (C=O), 1506 (C=N); <sup>1</sup>H-NMR (DMSO-*d*<sub>6</sub> δ ppm): 2.31 (s, 3H, CH<sub>3</sub>), 4.53 (s, 2H, NHCH<sub>2</sub>), 4.18 (d, 2H, NCH<sub>2</sub>, *J* = 3.6 Hz), 6.76 (t, 1H, *J* = 3.8 Hz), [ar-H: 6.13 (d, 1H, *J* = 3.2 Hz), 6.23 (dd, 1H, *J*<sub>1</sub> = 4H, *J*<sub>2</sub> = 2.2 Hz), 7.19 (d, 2H, *J* = 8.2 Hz), 7.40 (d, 1H, *J* = 1.8 Hz), 7.65 (d, 2H, *J* = 8.0 Hz)], 10.95 (s, 1H, OH); <sup>13</sup>C-NMR (DMSO-*d*<sub>6</sub> δ ppm): 169.90 (C=O), 153.57 (triazole C5), 145.30 (triazole C3), ar-C: [109.99 (CH), 111.05 (CH), 123.99 (C), 127.74 (2CH), 129.39 (2CH), 140.26 (C), 143.40 (CH), 150.81 (C)], 47.48 (NCH<sub>2</sub>), 45.38 (NHCH<sub>2</sub>), 21.64 (CH<sub>3</sub>); LC-MS: *m/z* (%) 351 (100) [M+Na]<sup>+</sup>, 329 (87) [M+1]<sup>+</sup>; M/Z 316 (9), 315 (59), 220 (13), 176 (20), 153 (32), 152 (36), 146 (53), 138 (38), 123 (32); Anal. calcd (%) for C<sub>16</sub>H<sub>16</sub>N<sub>4</sub>O<sub>4</sub>: C, 58.53; H, 4.91; N, 17.06. Found: C, 58.57; H, 5.14; N, 17.09.

**[4-Benzylamino-3-(4-methylphenyl)-5-oxo-4,5-dihydro-1H-1,2,4-triazol-1-yl]acetic acid (4c).** Yield: 1.1 g, 31%; mp 185-186 °C ; IR (KBr cm<sup>-1</sup>): 3265 (NH), 1677, 1737 (C=O), 1503 (C=N); <sup>1</sup>H-NMR (DMSO-*d*<sub>6</sub> δ ppm): 2.40 (s, 3H, CH<sub>3</sub>), 4.20 (d, 2H, NHCH<sub>2</sub>, *J* = 4.8 Hz), 4.56 (s, 2H, NCH<sub>2</sub>), 5.77 (t, 1H, NH, *J* = 4.8 Hz), [ar-H: 7.17-7.23 (m, 7H), 7.75 (d, 2H, *J* = 8.0 Hz)], 10.98 (s, 1H, OH); <sup>13</sup>C-NMR (DMSO-*d*<sub>6</sub> δ ppm): 169.18 (C=O), 153.24 (triazole C5), 144.90 (triazole C3), ar-C: [123.36 (C), 127.43 (2CH), 127.56



(CH), 128.14 (2CH), 128.66 (2CH), 129.20 (2CH), 135.61 (C), 139.85 (C)], 53.74 (NCH<sub>2</sub>), 46.82 (NHCH<sub>2</sub>), 21.30 (CH<sub>3</sub>); LC-MS: *m/z* (%) 361 (100) [M+Na]<sup>+</sup>, 339 (90) [M+1]<sup>+</sup>; 340 (19), 149 (18), 106 (15); Anal. calcd (%) for C<sub>18</sub>H<sub>18</sub>N<sub>4</sub>O<sub>3</sub>: C, 63.90; H, 5.36; N, 16.56. Found: C, 64.16; H, 5.41; N, 16.54.

**2-(2-Hydroxyethyl)-4-[(4-methoxybenzyl)amino]-5-(4-methylphenyl)-2,4-dihydro-3H-1,2,4-triazol-3-one (5a).** Yield: 2.5 g, 66%; mp 104-105 °C; IR (KBr, cm<sup>-1</sup>): 3263 (NH), 1699 (C=O), 1613 (C=N); <sup>1</sup>H-NMR (DMSO-*d*<sub>6</sub> δ ppm): 2.40 (s, 3H, CH<sub>3</sub>), 3.48 (brs, 1H, OH), 3.77 (s, 3H, OCH<sub>3</sub>), 4.09 (d, 2H, NHCH<sub>2</sub>, *J* = 5.4 Hz), 3.93-4.10 (m, 4H, NCH<sub>2</sub>CH<sub>2</sub>), 4.98 (t, 1H, NH, *J* = 5.6 Hz), [ar-H: 7.75 (d, 2H, *J* = 7.6 Hz), 7.10-7.25 (m, 4H), 7.80 (d, 2H, *J* = 7.5 Hz)]; <sup>13</sup>C-NMR (DMSO-*d*<sub>6</sub> δ ppm): 153.57 (triazole C5), 144.71 (triazole C3), ar-C: [113.77 (2CH), 123.23 (C), 127.29 (C), 127.33 (2CH), 128.87 (2CH), 130.61 (2CH), 140.39 (C), 159.31 (C)], 61.24 (CH<sub>2</sub>OH), 55.20 (OCH<sub>3</sub>), 54.00 (NCH<sub>2</sub>), 48.92 (NHCH<sub>2</sub>), 21.47 (CH<sub>3</sub>); LC-MS: *m/z* (%) 378 (100) [M+ Na]<sup>+</sup>, 355 (9) [M+1]<sup>+</sup>; 355 (13), 229 (13); Anal. calcd (%) for C<sub>19</sub>H<sub>22</sub>N<sub>4</sub>O<sub>3</sub>: C, 64.39; H, 6.26; N, 15.81. Found: C, 64.56; H, 6.41; N, 15.77.

**4-[(2-Furylmethyl)amino]-2-(2-hydroxyethyl)-5-(4-methylphenyl)-2,4-dihydro-3H-1,2,4-triazol-3-one (5b).** Yield: 2.3 g, 71%; mp 70-74 °C; IR (KBr, cm<sup>-1</sup>): 3292 (NH), 1697 (C=O), 1507 (C=N); <sup>1</sup>H-NMR (DMSO-*d*<sub>6</sub> δ ppm): 2.39 (s, 3H, CH<sub>3</sub>), 3.76 (brs, 1H, OH), 4.01-4.06 (m, 4H, NCH<sub>2</sub>CH<sub>2</sub>), 4.22 (d, 2H, NHCH<sub>2</sub>, *J* = 4.8 Hz), 5.09 (t, 1H, NH, *J* = 4.8 Hz), [ar-H: 6.15-6.22 (m, 2H), 7.19 (s, 1H), 7.24 (d, 2H, *J* = 7.2 Hz), 7.79 (d, 2H, *J* = 8.4 Hz)]; <sup>13</sup>C-NMR (DMSO-*d*<sub>6</sub> δ ppm): 153.76 (triazole C5), 145.03 (triazole C3), ar-C: [110.08 (CH), 110.53 (CH), 123.23 (C), 127.52 (2CH), 129.23 (2CH), 140.62 (C), 143.00 (CH), 149.50 (C)], 61.10 (CH<sub>2</sub>OH), 49.13 (NCH<sub>2</sub>), 46.88 (NHCH<sub>2</sub>), 21.69 (CH<sub>3</sub>); LC-MS: *m/z* (%) 337 (100) [M+Na]<sup>+</sup>, 315 (8) [M+1]<sup>+</sup>; 338 (19), 315 (8); Anal. calcd (%) for C<sub>16</sub>H<sub>18</sub>N<sub>4</sub>O<sub>3</sub>: C, 61.14; H, 5.77; N, 17.82. Found: C, 61.33; H, 5.92; N, 17.67.

**2-(2-Hydroxyethyl)-4-benzylamino-5-(4-methylphenyl)-2,4-dihydro-3H-1,2,4-triazol-3-one (5c).** Yield: 2.03 g, 62%; mp 128-129 °C; IR (KBr, cm<sup>-1</sup>): 3236, 3285 (NH), 1703 (C=O), 1528 (C=N); <sup>1</sup>H-NMR (DMSO-*d*<sub>6</sub> δ ppm): 2.40 (s, 3H, CH<sub>3</sub>), 4.17 (d, 2H, NHCH<sub>2</sub>, *J* = 5.6 Hz), 3.95-4.10 (m, 4H, NCH<sub>2</sub>CH<sub>2</sub>), 4.97 (t, 1H, NH, *J* = 5.8 Hz), [ar-H: 7.20-7.30 (m, 7H), 7.75 (d, 2H, *J* = 8.0 Hz)], 3.45 (brs., OH); <sup>13</sup>C-NMR (DMSO-*d*<sub>6</sub> δ ppm): 153.24 (triazole C5), 144.90 (triazole C3), ar-C: [123.36 (C), 127.43 (2CH), 127.56 (CH), 128.14 (2CH), 128.66 (2CH), 129.20 (2CH), 135.61 (C), 139.85 (C)], 60.93 (CH<sub>2</sub>OH), 53.74 (NCH<sub>2</sub>), 46.82 (NHCH<sub>2</sub>), 21.30 (CH<sub>3</sub>); LC-MS: *m/z* (%) 347 (100) [M+Na]<sup>+</sup>, 325 (58) [M+1]<sup>+</sup>; 149 (9), 119 (7); Anal. calcd (%) for C<sub>18</sub>H<sub>20</sub>N<sub>4</sub>O<sub>2</sub>: C, 66.65; H, 6.21; N, 17.27. Found: C, 66.78; H, 6.27; N, 17.19.

**2-(2-Hydroxyethyl)-5-(4-methylphenyl)-4-[(pyridin-2-ylmethyl)amino]-2,4-dihydro-3H-1,2,4-triazol-3-one (5d).** Yield: 1.93 g, 62%; mp 112-114 °C; IR (KBr, cm<sup>-1</sup>): 3269 (NH), 1699 (C=O), 1596 (C=N); <sup>1</sup>H-NMR (DMSO-*d*<sub>6</sub> δ ppm): 2.33 (s, 3H, CH<sub>3</sub>), 4.29 (d, 2H, NHCH<sub>2</sub>, *J* = 5.5 Hz), 3.62-3.83 (m, 4H, NCH<sub>2</sub>CH<sub>2</sub>), 6.83 (t, 1H, *J* = 5.2 Hz, NH), [ar-H: 7.17-7.27 (m, 4H), 7.61-7.75 (m, 1H), 7.728 (d, 2H, *J* = 8.4 Hz), 8.42 (d, 1H, *J* = 4.6 Hz)], 4.86 (brs., OH); <sup>13</sup>C-NMR (DMSO-*d*<sub>6</sub> δ ppm): 152.65 (triazole C5), 143.79 (triazole C3), ar-C: [122.30 (CH), 122.79 (CH), 123.54 (C), 127.05 (2CH), 128.56 (2CH), 136.19 (CH), 139.23 (C), 148.61 (CH), 156.24 (C)], 47.50 (CH<sub>2</sub>OH), 58.29 (NCH<sub>2</sub>), 54.12 (NHCH<sub>2</sub>), 20.74 (CH<sub>3</sub>); LC-MS: *m/z* (%) 327 (9), 326 (38), 229 (13), 345 (6); Anal. calcd (%) for C<sub>17</sub>H<sub>19</sub>N<sub>5</sub>O<sub>2</sub>: C, 62.76; H, 5.89; N, 21.52. Found: C, 62.91; H, 5.95; N, 21.44.

**2-(2-Hydroxymethyl)-5-(4-methylphenyl)-2,4-dihydro-3H-1,2,4-triazol-3-one (5e).** Yield: 1.39 g, 63%; mp 243-245 °C; IR (KBr,  $\text{cm}^{-1}$ ): 3383 (NH), 1694 (C=O), 1513 (C=N);  $^1\text{H-NMR}$  (DMSO- $d_6$   $\delta$  ppm): 2.34 (s, 3H,  $\text{CH}_3$ ), 3.66-3.74 (m, 4H,  $\text{NCH}_2\text{CH}_2$ ), 12.11 (s, 1H, NH), [ar-H: 7.67 (d, 2H, 8.2 Hz), 7.29 (d, 2H, 7.3 Hz)], 3.42 (brs., OH);  $^{13}\text{C-NMR}$  (DMSO- $d_6$   $\delta$  ppm): 154.46 (triazole C5), 143.31 (triazole C3), ar-C: [123.89 (C), 124.56 (2CH), 129.40 (2CH), 139.56 (C)], 46.68 ( $\text{CH}_2\text{OH}$ ), 58.50 ( $\text{NCH}_2$ ), 20.84 ( $\text{CH}_3$ ); LC-MS:  $m/z$  (%) 342 (41), 328 (38), 230 (24); Anal. calcd (%) for  $\text{C}_{11}\text{H}_{13}\text{N}_3\text{O}_2$ : C, 60.26; H, 5.98; N, 19.17. Found: C, 60.32; H, 5.86; N, 19.22.

## General method for the synthesis of compounds 6a, 6e

The suspension of compound **2a** (10 mmol, 3.94 g) in 3 M HCl (50 mL) was refluxed for 3 h. On cooling the reaction mixture to room temperature, a white solid appeared. This was recrystallized from ethanol to give the pure compound.

**4-[(4-Methoxyphenyl)methylene]amino-3-(4-methylphenyl)-5-oxo-4,5-dihydro-1H-1,2,4-triazol-1-yl] acetic acid (6a).** Yield: 2.96 g, 80%; mp 218-222 °C; IR (KBr,  $\text{cm}^{-1}$ ): 1691, 1758 (C=O), 1573 (C=N);  $^1\text{H-NMR}$  (DMSO- $d_6$   $\delta$  ppm): 2.37 (s, 3H,  $\text{CH}_3$ ), 3.49 (brs, OH), 3.83 (s, 3H,  $\text{OCH}_3$ ), 4.63 (s, 2H,  $\text{NCH}_2$ ), [ar-H: 7.07 (d, 2H,  $J = 8.6$  Hz), 7.33 (d, 2H,  $J = 8.2$  Hz), 7.76-7.81 (m, 4H)], 9.49 (s, 1H, N=CH);  $^{13}\text{C-NMR}$  (DMSO- $d_6$   $\delta$  ppm): 169.01 (C=O), 162.11 (triazole C5), 143.44 (triazole C3), ar-C: [114.48 (2CH), 123.15 (C), 125.42 (C), 127.73 (2CH), 129.76 (2CH), 130.56 (2CH), 140.10 (C), 149.91 (C)], 157.19 (N=CH), 46.68 ( $\text{NCH}_2$ ), 55.32 ( $\text{OCH}_3$ ), 20.87 ( $\text{CH}_3$ ); LC-MS:  $m/z$  (%) 389 (9)  $[\text{M}+\text{Na}]^+$ , 367 (100)  $\text{M}+1^+$ ; 133 (30), 187 (61), 233 (70), 321 (13), 368 (25); Anal. calcd (%) for  $\text{C}_{19}\text{H}_{18}\text{N}_4\text{O}_4$ : C, 62.29; H, 4.95; N, 15.29. Found: C, 62.43; H, 5.16; N, 15.12.

**3-(4-Methylphenyl)-5-oxo-4-[[pyridin-4-ylmethylene]amino]-4,5-dihydro-1H-1,2,4-triazol-1-yl] acetic acid (6e).** Yield: 3 g, 90%; mp > 290 °C; IR (KBr,  $\text{cm}^{-1}$ ): 1707 (C=O), 1617 (C=N);  $^1\text{H-NMR}$  (DMSO- $d_6$   $\delta$  ppm): 2.39 (s, 3H,  $\text{CH}_3$ ), 3.43 (brs, OH), 4.65 (s, 2H,  $\text{NCH}_2$ ), [ar-H: 7.37 (d, 2H,  $J = 7.8$  Hz), 7.74-7.81 (m, 4H), 8.74 (d, 2H,  $J = 6.0$  Hz)], 9.75 (s, 1H, N=CH);  $^{13}\text{C-NMR}$  (DMSO- $d_6$   $\delta$  ppm): 168.86 (C=O), 149.56 (triazole C5), 147.76 (triazole C3), ar-C: [121.45 (2CH), 122.69 (C), 128.00 (2CH), 129.16 (2CH), 139.21 (C), 140.39 (C), 150.42 (2CH)], 153.53 (N=CH), 46.67 ( $\text{NCH}_2$ ), 20.88 ( $\text{CH}_3$ ); LC-MS:  $m/z$  (%) 360 (8)  $[\text{M}+\text{Na}]^+$ , 338 (66)  $[\text{M}+1]^+$ ; 152 (15), 187 (9), 273 (31), 339 (14); Anal. calcd (%) for  $\text{C}_{17}\text{H}_{15}\text{N}_5\text{O}_3$ : C, 60.53; H, 4.48; N, 20.76. Found: C, 60.58; H, 4.57; N, 20.62.

**4-[(4-Methoxybenzyl)amino]-3-(4-methylphenyl)-5-oxo-4,5-dihydro-1H-1,2,4-triazol-1-yl] acetate (7).** The solution of compound **4a** in absolute ethanol was stirred under reflux conditions in the presence of a catalytic amount of conc. sulfuric acid for 4 h. On cooling the reaction mixture to room temperature a white solid was obtained. This crude product was collected by filtration, washed with water, and recrystallized from ethanol to give the pure compound. Yield: 3.25 g, 79%; mp 119-120 °C; IR (KBr,  $\text{cm}^{-1}$ ): 3406, 3293 (NH), 1704, 1751 (C=O), 1617 (C=N);  $^1\text{H-NMR}$  (DMSO- $d_6$   $\delta$  ppm): 1.30 (t, 3H,  $J = 7.6$  Hz,  $\text{CH}_3$ ), 2.40 (s, 3H,  $\text{CH}_3$ ), 3.77 (s, 3H,  $\text{CH}_3$ ), 4.12 (s, 2H,  $\text{NHCH}_2$ ), 4.25 (q, 2H,  $\text{OCH}_2$ ,  $J = 7.0$  Hz), 4.63 (s, 2H,  $\text{NCH}_2$ ), [ar-H: 6.75 (m, 3H,  $J = 8.6$  Hz + NH), 7.15-7.26 (m, 4H), 7.78 (d, 2H,  $J = 8.2$  Hz)];  $^{13}\text{C-NMR}$  (DMSO- $d_6$   $\delta$  ppm): 167.51 (C=O), 153.38 (triazole C5), 145.23 (triazole C3), ar-C: [113.82 (2CH), 123.33 (C), 127.31 (2CH), 127.58 (C), 128.95 (2CH), 130.77 (2CH), 140.43 (C), 159.38 (C)], 61.85 ( $\text{OCH}_2$ ), 55.26 ( $\text{OCH}_3$ ),

54.19 (NCH<sub>2</sub>), 47.10 (NHCH<sub>2</sub>), 21.53 (CH<sub>3</sub>), 20.12 (CH<sub>3</sub>); Anal. calcd (%) for C<sub>21</sub>H<sub>24</sub>N<sub>4</sub>O<sub>4</sub>: C, 63.62; H, 6.10; N, 14.13. Found: C, 63.70; H, 6.18, N, 14.11.

**Synthesis of 2-[4-[(4-methoxybenzyl)amino]-3-(4-methylphenyl)-5-oxo-4,5-dihydro-1H-1,2,4-triazol-1-yl]acetohydrazide (8).** Hydrazine hydrate (25 mmol) was added to the solution of compound **7** in ethanol and the reaction mixture was allowed to reflux for 3 h. Then the resulting solution was kept overnight in cold conditions. The separated solid was collected by filtration and recrystallized from ethanol to yield the target compounds. Yield: 3.2 g, 87%; mp 173-174 °C; IR (KBr, cm<sup>-1</sup>): 3264, 3318 (NH), 1691, 1710, 1746 (C=O), 1611 (C=N); <sup>1</sup>H-NMR (DMSO-*d*<sub>6</sub> δ ppm): 2.34 (s, 3H, CH<sub>3</sub>), 3.68 (s, 3H, OCH<sub>3</sub>), 4.08 (d, 2H, *J* = 4.0 Hz, NHCH<sub>2</sub>), 4.35 (s, 2H, NCH<sub>2</sub>), 6.74 (t, 3H, NH+NH<sub>2</sub>), 9.30 (s, NH), [ar-H: 6.74 (d, 2H, *J* = 9.0 Hz), 7.09 (d, 2H, *J* = 8.6 Hz), 7.22 (d, 2H, *J* = 8.2 Hz), 7.66 (d, 2H, *J* = 8.2 Hz)]; <sup>13</sup>C-NMR (DMSO-*d*<sub>6</sub> δ ppm): 165.70 (C=O), 152.92 (triazole C5), 145.03 (triazole C3), ar-C: [113.38 (2CH), 119.50 (C), 127.13 (2CH), 128.17 (C), 128.57 (2CH), 130.19 (2CH), 137.50 (C), 159.70 (C)], 54.86 (OCH<sub>3</sub>), 51.84 (NCH<sub>2</sub>), 41.82 (NHCH<sub>2</sub>), 20.85 (CH<sub>3</sub>); Anal. calcd (%) for C<sub>19</sub>H<sub>22</sub>N<sub>6</sub>O<sub>3</sub>: C, 59.67; H, 5.80; N, 21.98. Found: C, 59.81; H, 5.81; N, 21.91.

## General method for the synthesis of compounds 11-16

The suitable amine (10 mmol) was added to the solution of the corresponding compound **10** (10 mmol) in water and the reaction content was stirred at room temperature in the presence of formaldehyde solution (20 mmol) for 5 h. Then, the separated solid was filtered off and recrystallized from benzene-petroleum ether (1:2) (for **11-14**) or acetone (for **15** and **16**) to yield the target compound.

**2-[4-(4-Fluorophenyl)piperazin-1-yl]methyl]-4-[(2-furylmethylene)amino]-5-methyl-2,4-dihydro-3H-1,2,4-triazol-3-one (11).** Yield: 3.92 g, 85%; mp 150 °C; IR (KBr, cm<sup>-1</sup>): 1712 (C=O), 1508 (C=N), 1316 (C-N); <sup>1</sup>H-NMR (DMSO-*d*<sub>6</sub> δ ppm): 2.38 (s, 3H, CH<sub>3</sub>), 2.81 (brs, 4H, 2CH<sub>2</sub>), 3.08 (brs, 4H, 2CH<sub>2</sub>), 4.75 (s, 2H, CH<sub>2</sub>), [ar-H: 6.73-6.75 (m, 1H), 6.89-7.07 (m, 1H), 7.24-7.26 (m, 1H), 7.32-7.37 (m, 2H), 7.78-7.82 (m, 2H)], 9.51 (s, 1H, N=CH); <sup>13</sup>C-NMR (DMSO-*d*<sub>6</sub> δ ppm): 21.69 (CH<sub>3</sub>), 49.75 (2CH<sub>2</sub>), 50.20 (2CH<sub>2</sub>), 66.77 (CH<sub>2</sub>), arC: [113.42 (CH), 116.13 (CH), 118.01 (CH), 119.23 (CH), 124.00 (C), 127.49 (CH), 128.69 (CH), 140.85 (C), 146.49 (CH), 148.67 (C)] 151.16 (triazole C5), 154.40 (N=CH), 159.09 (triazole C3); MS (ESI): *m/z* (%) 100.78 (100), 116.77 (70), 180.91 (78), 399.22 (13); Anal. calcd (%) for C<sub>19</sub>H<sub>21</sub>FN<sub>6</sub>O<sub>2</sub>: C, 59.37; H, 5.51; N, 21.86. Found: C, 59.48; H, 5.63; N, 21.74.

**2-[(4-(4-Fluorophenyl)piperazin-1-yl)methyl]-4-[(phenylmethylene)amino]-5-Methyl-2,4-dihydro-3H-1,2,4-triazol-3-one (12).** Yield: 4.34 g, 90% ; mp 136 °C; IR (KBr, cm<sup>-1</sup>): 1702 (C=O), 1508 (C=N); <sup>1</sup>H-NMR (DMSO-*d*<sub>6</sub> δ ppm): 2.48 (s, 3H, CH<sub>3</sub>), 2.86 (brs, 4H, 2CH<sub>2</sub>), 3.14 (brs, 4H, 2CH<sub>2</sub>), 4.65 (s, 2H, CH<sub>2</sub>), [ar-H: 6.72 (s, 2H), 6.82-7.12 (m, 2H), 7.34-7.46 (m, 3H), 7.53-7.74 (m, 2H)], 9.62 (s, 1H, N=CH); <sup>13</sup>C-NMR (DMSO-*d*<sub>6</sub> δ ppm): 20.47 (CH<sub>3</sub>), 48.20 (2CH<sub>2</sub>), 51.56 (2CH<sub>2</sub>), 68.47 (CH<sub>2</sub>), arC: [112.18 (CH), 115.58 (2CH), 120.85 (CH), 123.76 (C), 125.78 (CH), 130.60 (2CH), 143.56 (C), 145.92 (CH), 147.34 (CH), 148.46 (C)] 151.22 (triazole C5), 155.64 (N=CH), 159.03 (triazole C3); MS (ESI): *m/z* (%) 100.78 (100), 116.77 (70), 180.91 (78), 394.22 [M<sup>+</sup>], (13); Anal. calcd (%) for C<sub>21</sub>H<sub>23</sub>FN<sub>6</sub>O: C, 63.94; H, 5.88; N, 21.31. Found: C, 63.82; H, 5.78; N, 21.28.

**4-[[4-(4-Methoxyphenyl)methylene]amino]-5-methyl-2-(morpholin-4-ylmethyl)-2,4-dihydro-3**

**H-1,2,4-triazol-3-one (13).** Yield: 2.28 g, 68%; mp 152 °C; IR (KBr  $\text{cm}^{-1}$ ): 1701 (C=O), 1438 (C=N), 1116 (C-O);  $^1\text{H-NMR}$  (DMSO- $d_6$   $\delta$  ppm): 2.28 (s, 3H,  $\text{CH}_3$ ), 2.56 (brs, 4H,  $2\text{CH}_2$ ), 3.27 (brs, 4H,  $2\text{CH}_2$ ), 3.81 (s, 3H,  $\text{OCH}_3$ ), 4.54 (s, 2H,  $\text{CH}_2$ ), [ar-H: 7.02-7.06 (m, 2H), 7.72-7.75 (m, 2H)], 9.53-9.54 (s, 1H, N=CH);  $^{13}\text{C-NMR}$  (DMSO- $d_6$   $\delta$  ppm): 20.21 ( $\text{CH}_3$ ), 50.61 ( $2\text{CH}_2$ ), 56.10 ( $\text{OCH}_3$ ), 62.36 ( $\text{CH}_2$ ), 66.69 ( $2\text{CH}_2$ ), arC: [116.42 (CH), 128.56 (CH), 129.14 (CH), 130.33 (CH), 132.38 (C), 145.23 (C)], 151.01 (triazole C5), 155.04 (N=CH), 162.70 (triazole C3); MS (ESI):  $m/z$  (%) 100.09 (56), 127.80 (100), 128.80 (28), 148.81 (20), 383.18 (35), 399.20 (59); Anal. calcd (%) for  $\text{C}_{16}\text{H}_{21}\text{N}_5\text{O}_3$ : C, 57.99; H, 6.39; N, 21.13. Found: C, 57.82; H, 6.43; N, 21.18.

**4-[(2-Hydroxyphenyl)methylene]amino}-5-methyl-2-(morpholin-4-ylmethyl)-2,4-dihydro-3H-1,2,4-triazol-3-one (14).** Yield: 1.16 g, 38%; mp 170 °C IR (KBr,  $\text{cm}^{-1}$ ): 1702 (C=O), 1419 (C=N), 1112 (C-O);  $^1\text{H-NMR}$  (DMSO- $d_6$   $\delta$  ppm) 2.42 (s, 3H,  $\text{CH}_3$ ), 2.51 (brs, 4H,  $2\text{CH}_2$ ), 3.48 (brs, 4H,  $2\text{CH}_2$ ), 4.46 (s, 2H,  $\text{CH}_2$ ), 4.73 (s, 1H, OH), [ar-H: 6.88 (m, 2H) 7.26 (brs, 1H), 7.77 (brs, 1H)], 9.86 (m, 1H, N=CH);  $^{13}\text{C-NMR}$  (DMSO- $d_6$   $\delta$  ppm): 11.63 ( $\text{CH}_3$ ), 50.22 ( $2\text{CH}_2$ ), 52.20 ( $\text{CH}_2$ ), 66.48 ( $2\text{CH}_2$ ), arC: [116.92 (CH), 120.22 (CH), 127.03 (CH), 133.71 (CH), 143.80 (C), 150.94 (C)], 152.11 (triazole C5), 158.08 (N=CH), 163.26 (triazole C3); LC-MS:  $m/z$  (%) 127.73 (28), 131.80 (18), 155.82 (23), 178.84 (100), 187.84 (52), 227.87 (91), 228.94 (18), 318.01 ( $[\text{M}+1]^+$ , 21), 356.04 ( $[\text{M}+\text{K}]^+$ , 12); Anal. Calcd (%) for  $\text{C}_{15}\text{H}_{19}\text{N}_5\text{O}_3$ : C, 56.77; H, 6.03; N, 22.07. Found: C, 56.62; H 6.17; N, 22.12.

**4-[(2-Hydroxyphenyl)methylene]amino}-5-methyl-2-[(2-morpholin-4-ylethyl)amino]methyl}-2,4-dihydro-3H-1,2,4-triazol-3-one (15).** Yield: 1.28 g, 25%; mp 131 °C; IR (KBr,  $\text{cm}^{-1}$ ): 1707 (C=O), 1419 (C=N), 1114 (C-O);  $^1\text{H-NMR}$  (DMSO- $d_6$   $\delta$  ppm): 2.12 (s, 3H,  $\text{CH}_3$ ), 2.16 (brs, 4H,  $2\text{CH}_2$ ), 2.44 (brs, 2H,  $\text{CH}_2$ ), 3.19 (brs, 4H,  $2\text{CH}_2$ ), 3.45 (brs, 2H,  $\text{CH}_2$ ), 4.74 (s, 2H,  $\text{NCH}_2\text{N}$ ), 4.94 (s, 1H, OH), [ar-H: 6.87 (brs, 2H), 7.29 (brs, 1H), 7.75 (brs, 1H)], 9.87 (s, 1H, N=CH), 10.27 (s, 1H, OH);  $^{13}\text{C-NMR}$  (DMSO- $d_6$   $\delta$  ppm): 11.77 ( $\text{CH}_3$ ), 53.71 ( $2\text{CH}_2$ ), 57.71 ( $\text{CH}_2$ ), 66.62 ( $2\text{CH}_2$ ), 67.70 ( $2\text{CH}_2$ ), arC: [117.08 (CH), 120.05 (C), 127.03 (CH), 130.44 (CH), 133.80 (CH), 143.90 (C)], 151.74 (triazole C-5), 152.15 (N=CH), 158.18 (triazole C-3); MS (ESI):  $m/z$  (%) 100.71 (76), 113.72 (75), 130.80 (100), 154.82 (25), 170.83 (21), 186.84 (40), 373.05 (40); Anal. calcd (%) for  $\text{C}_{17}\text{H}_{24}\text{N}_6\text{O}_3$ : C, 56.65; H, 6.71; N, 23.32. Found: C, 56.63; H, 6.48; N, 23.47.

**4-[(2-Hydroxyphenyl)methylene]amino}-5-methyl-2-[(4-methylpiperazin-1-yl)methyl]-2,4-dihydro-3H-1,2,4-triazol-3-one (16).** Yield: 2.62 g, 78%; mp 154 °C; IR (KBr,  $\text{cm}^{-1}$ ): 1698 (C=O), 1429 (C=N);  $^1\text{H-NMR}$  (DMSO- $d_6$   $\delta$  ppm): 2.11 (s, 3H,  $\text{CH}_3$ ), 2.35 (s, 3H,  $\text{CH}_3$ ), 2.48 (brs, 4H,  $2\text{CH}_2$ ), 2.63 (s, 2H,  $\text{CH}_2$ ), 3.37 (brs, 4H,  $2\text{CH}_2$ ), 4.64 (s, 1H, OH), [ar-H: 6.92-6.96 (m, 1H), 7.31-7.35 (m, 1H), 7.73-7.77 (m, 2H)], 9.85 (s, 1H, N=CH);  $^{13}\text{C-NMR}$  (DMSO- $d_6$   $\delta$  ppm): 21.69 ( $\text{CH}_3$ ), 46.42 ( $\text{CH}_3$ ), 50.06 ( $2\text{CH}_2$ ), 55.20 ( $2\text{CH}_2$ ), 66.79 ( $\text{CH}_2$ ), arC: [127.11 (CH), 128.76 (CH), 129.83 (CH), 119.95 (CH), 133.38 (C), 140.80 (C)], 151.16 (triazole C5), 154.41 (N=CH), 158.49 (triazole C3); MS (ESI):  $m/z$  (%) 113.83 (54), 152.78 (85), 228.95 (25), 246.14 (100), 284.24 (53), 370.15 ( $[\text{M}+1+\text{K}]^+$ , 10), 373.22 (93), 447.36 (31); Anal. calcd (%) for  $\text{C}_{16}\text{H}_{22}\text{N}_6\text{O}_2$ : C, 58.17; H, 6.71; N, 25.44. Found: C, 58.22; H, 6.68; N, 25.57.

## Antimicrobial activity

All test microorganisms were obtained from the Refik Saydam Hygiene Institute (Ankara, Turkey) and were as follows: *E. coli* ATCC35218, *E. aerogenes* ATCC13048, *Y. pseudotuberculosis* ATCC911, *P. aeruginosa*

ATCC43288, *S. aureus* ATCC25923, *E. faecalis* ATCC29212, *B. cereus* 709 Roma, *C. albicans* ATCC60193, *C. tropicalis* ATCC 13803, *A. niger* RSKK 4017, and *S. cerevisiae* RSKK 251. All the newly synthesized compounds were weighed and dissolved in dimethylsulphoxide to prepare extract stock solution of 5.000 mg/mL. A screening test using agar-well diffusion<sup>51</sup> as adapted earlier<sup>52</sup> was used for all newly synthesized compounds. Each microorganism was suspended in Mueller Hinton (MH) (Difco, Detroit, MI, USA) broth and diluted approximately to 10<sup>6</sup> colony forming units (cfu)/mL. They were flood-inoculated onto the surface of MH agar and Sabouraud Dextrose Agar (SDA) (Difco) and then dried. For *C. albicans* and *C. tropicalis*, SDA was used. Five millimeter diameter wells were cut from the agar using a sterile cork-borer, and 50 mL of the extract substances was delivered into the wells. The plates were incubated for 18 h at 35 °C. Antimicrobial activity was evaluated by measuring the zone of inhibition against the test organism. Ampicillin (10 mg) and fluconazole (5 mg) were the standard drugs. Dimethyl sulfoxide was used as solvent control. The antimicrobial activity results are summarized in the Table.

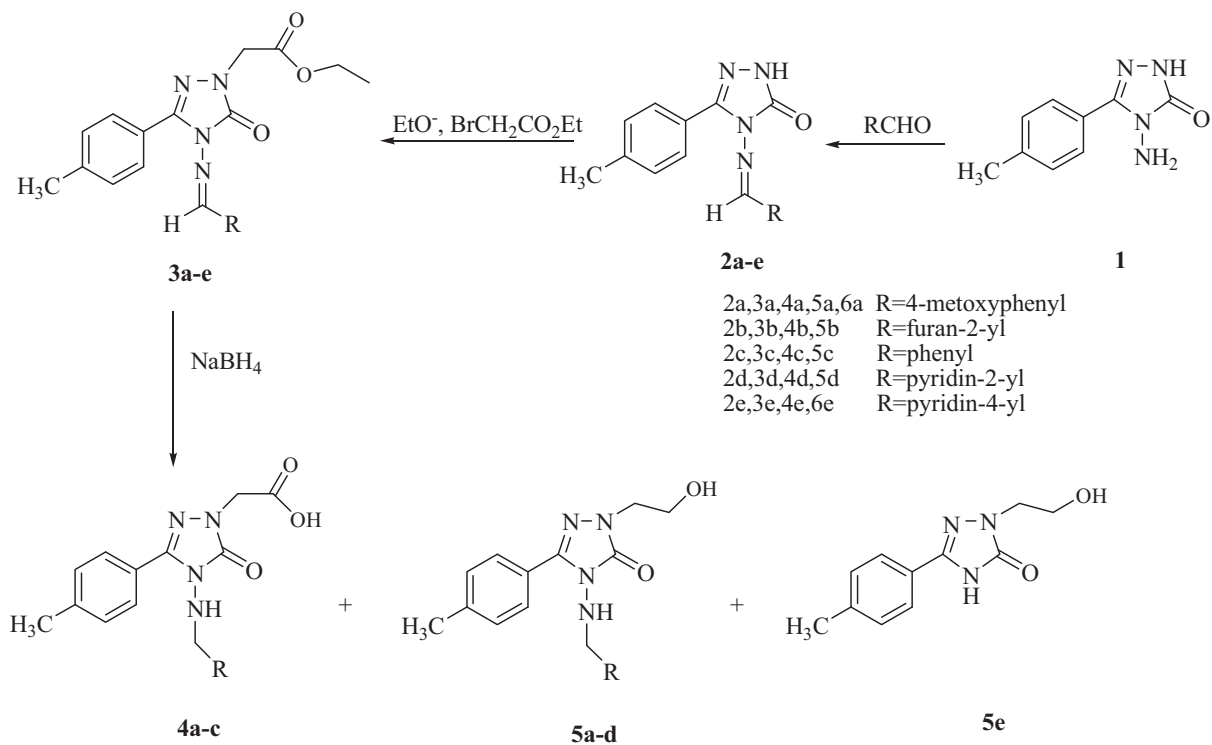
**Table.** Screening for antimicrobial activity of compounds **11-16** (mm).

Compound no.	Microorganisms and inhibition zone (mm)								
	Ec	Ea	Yp	Pa	Sa	Ef	Bc	Ca	Sc
<b>11</b>	18	15	16	15	16	12	16	-	-
<b>12</b>	16	12	15	13	15	8	15	-	-
<b>13</b>	15	13	11	10	10	6	12	-	-
<b>14</b>	12	12	12	12	14	-	-	-	-
<b>15</b>	20	18	20	20	20	16	22	-	-
<b>16</b>	16	16	14	14	12	8	15	-	-
Amp.	10	10	> 18	> 18	35	10	15	-	-
Flu								25	25

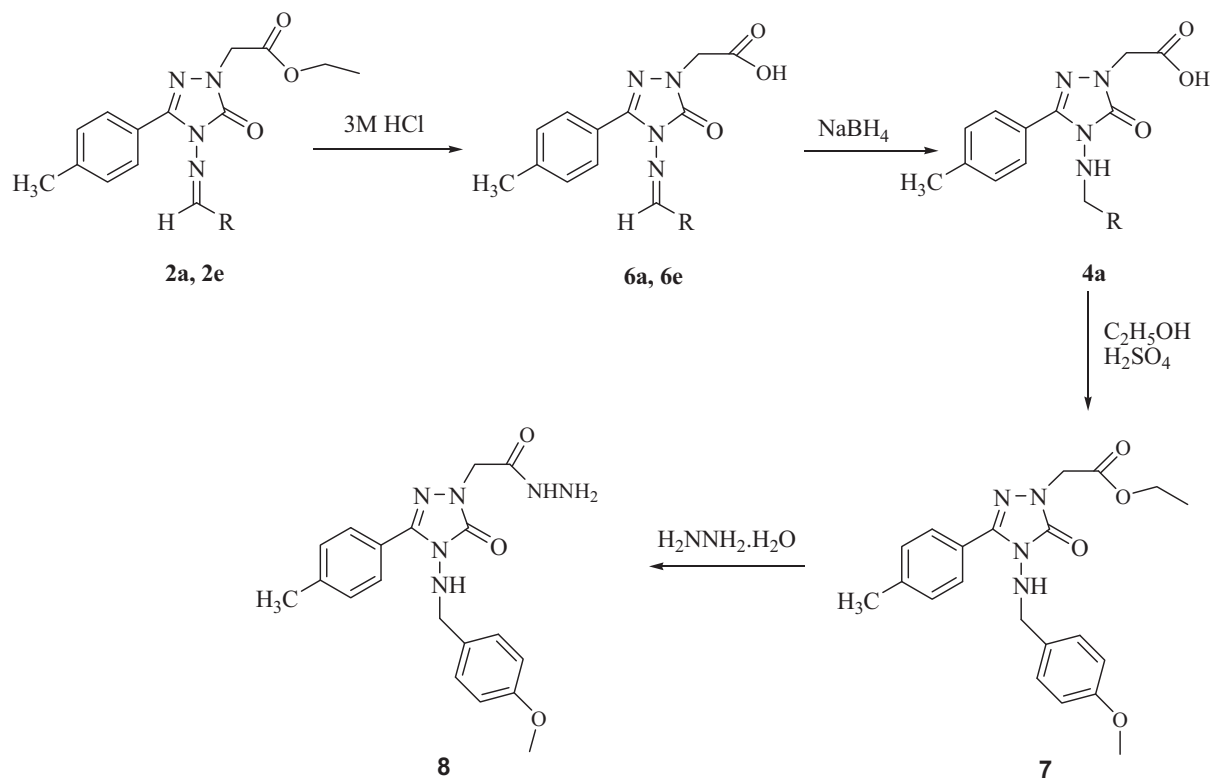
Ec: *Escherichia coli* ATCC 25922, Ea: *Enterobacter aeruginosa* ATCC 13048, Yp: *Yersinia pseudotuberculosis* ATCC 911, Pa: *Pseudomonas aeruginosa* ATCC 43288, Sa: *Staphylococcus aureus* ATCC 25923, Ef: *Enterococcus faecalis* ATCC 29212, Bc: *Bacillus cereus* 702 Roma, Ca: *Candida albicans* ATCC 60193, *Saccharomyces cerevisiae* RSKK 251, 4017, Amp.: Ampicillin, Flu.: Flukonazol, (-): No Activity.

## Result and discussion

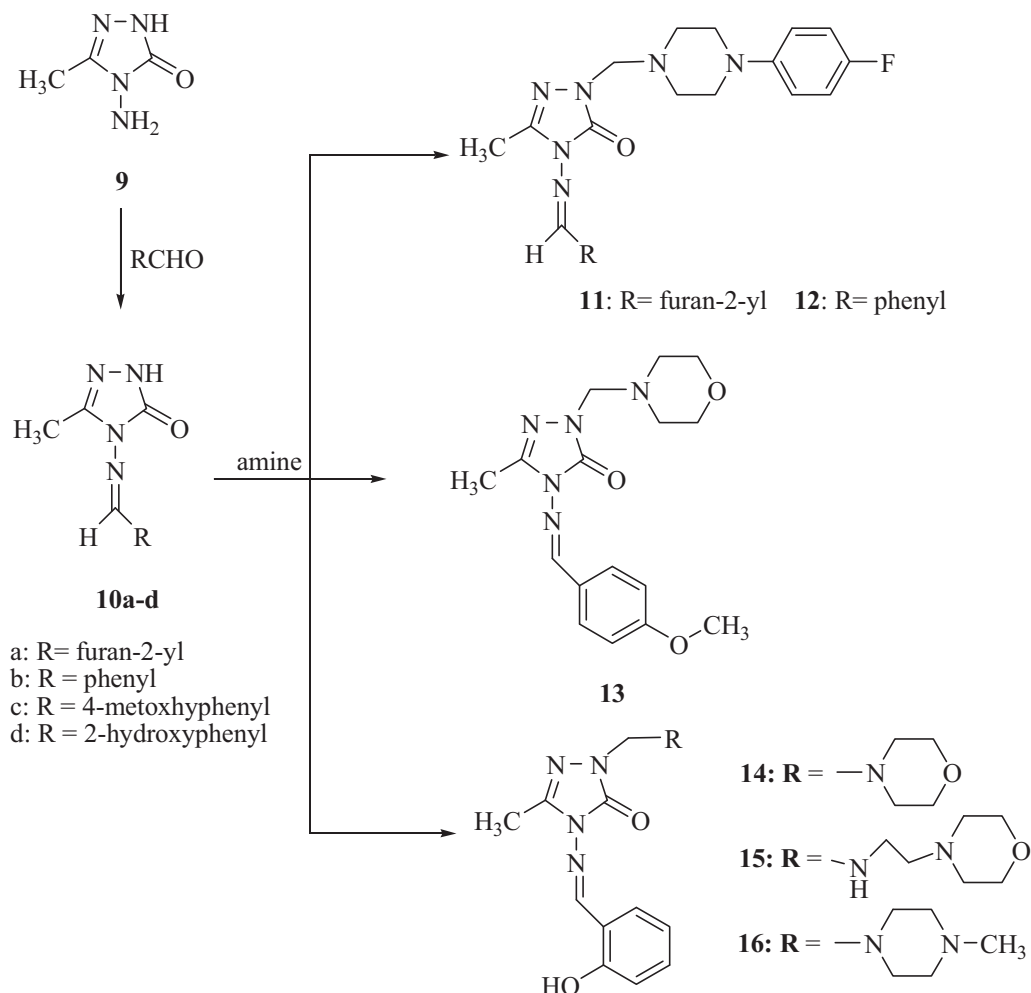
Synthesis of the intermediate and target compounds was performed according to the reactions outlined in Schemes 1-3. The starting compounds **1**, **2c**, **3c**, and **9** were prepared following a previously reported literature procedure.<sup>53</sup> Ethoxycarbonylmethylation of 2,4-dihydro-3*H*-1,2,4-triazole-3-one derivatives (**2a-e**) with ethyl bromoacetate by refluxing in absolute ethanol in the presence of sodium ethoxide afforded the ethyl acetate derivatives (**3a-e**) in good yields. The <sup>1</sup>H- and <sup>13</sup>C-NMR spectra of compounds **3a-e** exhibited additional signals derived from the -CH<sub>2</sub>CO<sub>2</sub>Et group at the related chemical shift values. Moreover, compounds **3a** and **3b** gave a stable M+1 ion peak.



Scheme 1. Synthesis of compounds 2-5.



Scheme 2. Synthesis of compounds 6-8.



Scheme 3. Synthesis of compounds 10-16.

The treatment of compounds **3a-d** with NaBH<sub>4</sub> resulted in the formation of 2 kinds of product: one of which was formed from the reduction of the ester groups of compounds **3a-d** to alcohol functionality while the other corresponded to the hydrolyzed derivatives of esters to carboxylic acids.

The <sup>1</sup>H- and <sup>13</sup>C-NMR spectra of **4** and **5** type compounds displayed no signals belonging to the -OCH<sub>2</sub>CH<sub>3</sub> group; instead, new signals derived from the carboxylic acid functionality or ethyl alcohol moiety appeared at 3.62-4.10 ppm (-NCH<sub>2</sub>-NCH<sub>2</sub>) and 3.45-4.86 ppm (-OH), respectively. Moreover, spectroscopic data showed that NaBH<sub>4</sub> reduced imine functionality of compounds **3a-d** to the corresponding arylmethylamino substituent (controlled by changing with D<sub>2</sub>O). Furthermore, compounds **4a** and **4b** gave a relatively stable M+1 ion peak and all compounds **4** gave reasonable elemental analysis data.

On the other hand, under the same reaction conditions, compound **3e** produced 2-(2-hydroxyethyl)-5-(4-methylphenyl)-2,4-dihydro-3H-1,2,4-triazole-3-one (**5e**), in which the pyridine-4-ylmethylamino moiety is removed from the structure.

The synthesis of carboxylic acids (**6a** and **6b**) was performed from the treatment of **2a** and **2b** with 3 M HCl or 3 M NaOH without any reduction in the imine group. The treatment of **6a** with NaBH<sub>4</sub> afforded the

corresponding compound **4a**, as expected. [4-[(4-Methoxybenzyl)amino]-3-(4-methylphenyl)-5-oxo-4,5-dihydro-1*H*-1,2,4-triazole-1-yl]acetate (**7**) was obtained by Fisher esterification of **4a**; then the ester was converted to the corresponding hydrazide, 2-[4-[(4-methoxybenzyl)amino]-3-(4-methylphenyl)-5-oxo-4,5-dihydro-1*H*-1,2,4-triazole-1-yl]acetohydrazide (**8**) by treatment with hydrazine hydrate. The structures of compounds **7** and **8** were confirmed on the basis of spectroscopic methods.

The aminoalkylation of imine compounds, **2a-c**, **2f** was carried out by Mannich reaction using several amines containing a morpholine or piperazine nucleus. The obtained 2-alkyltriazole derivatives (**11-16**) exhibited spectroscopic and elemental analysis data consistent with the proposed structures.

All the newly synthesized compounds were tested for their antimicrobial activities and only the positive results are presented in the Table. Among them, compounds **11-16**, which possess a Mannich base structure and carry a morpholine or piperazine nucleus in the position 2 of the 1,2,4-triazole scaffold, demonstrated good antimicrobial activities against gram-positive and gram-negative bacterial strains, while they exhibited no activity against the yeast-like fungi *Candida albicans* and *Saccharomyces cerevisiae*.

## Acknowledgments

The authors are grateful for the support provided by the Scientific and Technological Research Council of Turkey (TÜBİTAK, Project no: 107T333) and Karadeniz Technical University, BAP, Turkey (Ref. No. 2007.111.002.6).

## References

1. Amir, M.; Kumar, H.; Javed, S.A. *Eur. J. Med. Chem.* **2008**, *43*, 2056-2066.
2. Navidpour, L.; Shafaroodi, H.; Abdi, K.; Amini, M.; Ghahremani, M. H.; Dehpourd, A. R.; Shafiee, A. *Bioorg. Med. Chem.* **2006**, *14*, 2507-2517.
3. Tehranchian, S.; Akbarzadeh, T.; Fazeli, M. R.; Jamalifar, H.; Shafiee, A. *Bioorg. Med. Chem. Lett.* **2005**, *15*, 1023-1025.
4. Holla, B.S.; Poorjary, N. K.; Rao, S. B.; Shivananda, M. K. *Eur. J. Med. Chem.* **2002**, *37*, 511-517.
5. Rostom, A. F. S.; Ashour, H. M. A.; Abd El Razik, H. A.; Abd El Fattah, H.; A, El Fattah.; El-Din, N. N. *Bioorg. Med. Chem.* **2009**, *17*, 2410-2422.
6. Rostom, S. A. F.; El-Ashmawy; I. M.; Abd El Razik, H. A.; Badr, M. H.; Ashour, H. M. A. *Bioorg. Med. Chem.* **2009**, *17*, 882-895.
7. Bektas, H.; Karaali, N.; Sahin, D.; Demirbas, A.; Karaoglu, S.A.; Demirbas, N. *Molecules* **2010**, *15*, 2427-2438.
8. Cai, S.; Li, Q. S.; Borchardt, R.T.; Kuczera, K.; Schowen, R. L.; *Bioorg. Med. Chem.* **2007**, *15*, 7281-7287.
9. Rao, B. M.; Sangaraju, S.; Srinivasu, M. K.; Madhavan, P.; Devi, M. L.; Kumar, P. R.; Candrasekhar, K. B.; Arpitha, C.; Balaji, T. S. *J. Pharm. Biomed. Anal.* **2006**, *41*, 1146-1151.
10. Hancu, G.; Gaspar, A.; Gyeresi, A. *J. Biochem. Biophys. Methods* **2007**, *69*, 251-259.
11. Bajetti, E.; Zilembo, N.; Bichisao, E.; Pozzi, P.; Toffolatti, L. *Crit. Rev. Oncol. Hematol.* **2000**, *33*, 137-142.
12. Demirbas, A.; Ceylan, S.; Demirbas, N. *J. Heterocyclic Chem.* **2007**, *44*, 1271-1280.



13. Chaudhary, P.; Kumar, R.; Verma, A. K.; Singh, D.; Yadav, V.; Chhillar, A. K.; Sharma, G. L.; Chandra, R. *Bioorg. Med. Chem.* **2006**, *14*, 1819-1826.
14. Tomar, V.; Bhattacharjee, G.; Kumar, K. A. *Bioorg. Med. Chem. Lett.* **2007**, *17*, 5321-5324.
15. Karthikeyan, M. S.; Prasad, D. J.; Poojary, B.; Bhat, K. S.; Holla B. S.; Kumari, N. S. *Bioorg. Med. Chem.* **2006**, *14*, 7482-7489.
16. Ridley, J. M.; Dooley, P. C.; Milnes, C. T.; Witchel, H. J.; Hancox, J. C. *J. Mol. Cell. Cardiol.* **2004**, *36*, 701-705.
17. Rawal, R.K.; Phabhakar, Y. S.; Kati, S. B.; De Clercq, E. *Bioorg. Med. Chem.* **2005**, *13*, 6771-6776.
18. Bonde, C. G.; Gaikwad, N. J. *Bioorg. Med. Chem.* **2004**, *12*, 2151-2161.
19. Rawal, R. K.; Tripathi, R.; Kati, S. B.; Pannecouque, C.; De Clercq, E. *Bioorg. Med. Chem.* **2007**, *15*, 1725-1731.
20. Dixit, P. P.; Patil, V. J.; Nair, P. S.; Jain, S.; Sinha, N.; Arora, S. K. *Eur. J. Med. Chem.* **2006**, *41*, 423-428.
21. Cui, Y.; Dang, Y.; Yang, Y.; Zhang, S.; Ji, R. *Bioorg. Med. Chem. Lett.* **2005**, *40*, 209-214.
22. Weidinger-Wells, M.; Boggs, C. M.; Folenno, B. D.; Melton, J.; Bush, K.; Goldschmidt, R. M.; Hlasta, D. J. *Bioorg. Med. Chem.* **2002**, *10*, 2345-2351.
23. Philips, O. A.; Udo, E. E.; Ali, A. A. M.; Samuel, S. M. *Eur. J. Med. Chem.* **2007**, *42*, 214-225.
24. Dixit, P. P.; Nair, P. S.; Patil, V. J.; Jain, S.; Arora, S. K.; Sinha, N. *Bioorg. Med. Chem. Lett.* **2005**, *15*, 3002-3005.
25. Gupta, A.; Unadkat, J. D.; Mao, Q. *Drug Discovery Interface* **2007**, *96*, 3226-3235.
26. Sujith, K. V.; Jyothi, N.; Rao, A.; Prashanth, S.; Balakrishna, K. *Eur. J. Med. Chem.* **2009**, *44*, 3697-3702.
27. Tramontini, M.; Angiolini, L. *Tetrahedron* **1990**, *46*, 1791-1837.
28. Joshi, S.; Khosla, N.; Tiwari, P. *Bioorg. Med. Chem.* **2004**, *12*, 571-576.
29. Lopes, F.; Capela, R.; Goncaves, J. O.; Horton, P. N.; Hursthouse, M. B.; Iley, J.; Casimiro, C. M.; Bom, J.; Moreira, R. *Tetrahedron Lett.* **2004**, *45*, 7663-7666.
30. Ferlin, M. G.; Chiarelto, G.; Antonucci, F.; Caparrotta, L.; Frolidi, G. *Eur. J. Med. Chem.* **2002**, *37*, 427-434.
31. Holla, B. S.; Veerandra, B.; Shivanada, M. K.; Poojary, B. *Eur. J. Med. Chem.* **2003**, *38*, 759-767.
32. Malinka, W.; Swiatek, P.; Filipek, B.; Sapa, J.; Jezierska, A.; Koll, A. *Farmaco* **2005**, *60*, 961-968.
33. Tramontini, A. L.; Ghedeni, N. *Polymer* **1988**, *29*, 771-775.
34. Liu, L.; Zhu, S. *Carbohydr. Polymer* **2007**, *68*, 472-476.
35. Li, Z.; Junfeng, S. *Talanta* **2007**, *73*, 943-947.
36. Demirbaş, N.; Uğurluoğlu, R.; Demirbaş, A. *Bioorg. Med. Chem.*, **2002**, *10*, 3717-3723.
37. Todeschini, A. R.; Miranda, A. N.; Silva, K. C. M.; Parrini S. C.; Barreiro, E. *Eur. J. Med. Chem.* **1998**, *33*, 189-199.
38. Rando, D. G.; Sato, D. N.; Siqueira, L.; Malvezzi, A.; Leite, C. Q. F.; Amaral, A. T.; Ferreira F. I.; Tavares, L. C. *Bioorg. Med. Chem.* **2002**, *10*, 557-560.
39. Mamolo, M. G.; Falagiani, V.; Zampieri, D.; Vio L.; Ban, E. *Farmaco*, **2001**, *56*, 587-592.
40. Galic, N.; Peric, B.; Kojic-Prodic, B.; Cimerman, Z. *J. Mol. Stuc.* **2001**, *559*, 187-194.
41. Wyrzykiewicz, E.; Prukah, D. *J. Heterocyclic Chem.* **1998**, *35*, 381-387.
42. Reddy, H.; Lirgappa, Y. *Ind. J. Heterocyclic Chem.* **1994**, *33*, 919-923.

43. Demirbaş, N.; Uğurluoğlu, R. *Turk. J. Chem.*, **2004**, *28*, 559-571.
44. Demirbaş, N.; Uğurluoğlu, R.; *Turk. J. Chem.* **2004**, *28*, 679-690.
45. Demirbas, N.; Demirbas, A.; Karaoğlu, S. A. *Russian J. Bioorg. Chem.* **2005**, *31*, 387-397.
46. Bayrak, H.; Demirbas, A.; Alpay Karaoglu, S.; Demirbas, N. *Eur. J. Med. Chem.* **2009**, *44*, 1057-1066.
47. Demirbas, A.; Sahin, D.; Demirbas, N.; Alpay Karaoglu, S. *Eur. J. Med. Chem.* **2009**, *44*, 2896-2903.
48. Bayrak, H.; Demirbas, A.; Demirbas, N.; Karaoglu, S. A. *Eur. J. Med. Chem.* **2009**, *44*, 4362-4366.
49. Bayrak, H.; Demirbas, A.; Demirbas, N.; Karaoglu, S. A. *Eur. J. Med. Chem.* **2010**, *45*, 4726-4732.
50. Bektas, H.; Demirbas, A.; Demirbas, N.; Bayrak, H.; Karaoglu, S. A. *Turk J Chem.* **2010**, *34*, 517-527.
51. Perez, C.; Pauli, M.; Bazerque, P.; *Acta Biologia Med. Experimentalis* **1990**, *15*, 113-115.
52. Ahmad, I.; Mehmood, Z.; Mohammed, F. *J. Ethnopharmacology* **1998**, *62*, 183-193.
53. Milcent, R.; Redeuilh, C. *J. Heterocyclic Chem.* **1997**, *16*, 403-407.