



# Microwave-Assisted Synthesis of Some Benzimidazole Derivatives Containing Imine Function

Gülay Akyüz, Fatih Yılmaz, Emre Mentese\*

Department of Chemistry, Faculty of Art and Sciences, Recep Tayyip Erdogan University, Rize, emre.mentese@erdogan.edu.tr

(First received 25 March 2015 and in final form 9 June 2015)

## Abstract

Benzimidazole is an important pharmacophore in modern drug discovery. Many benzimidazole derivatives have been synthesized by organic chemists to obtain new drug candidates. In this work, seven new benzimidazole derivatives containing imine function have been synthesized by using microwave irradiation and conventional heating procedure. The results showed that microwave heating has many advantages on classical heating procedure on yields, purity of product and reduced times.

**Keywords:** Benzimidazole, Schiff base, Microwave irradiation, Imine function

## İmin Fonksiyonu İçeren Bazı Benzimidazol Türevlerinin Mikrodalga Destekli Sentezi

### Özet

Benzimidazol modern ilaç keşfinde önemli bir farmakofordur. Birçok benzimidazole türevi yeni ilaç adayları bileşikler elde etmek amacıyla organik kimyacılar tarafından sentezlenmektedir. Bu çalışmada, imin fonksiyonu içeren yedi yeni benzimidazol türevi bileşik mikrodalga ışıma ve geleneksel yöntemle sentezlenmiştir. Elde edilen sonuçlara göre mikrodalga ısıtmanın geleneksel ısıtmaya göre verim, üründeki saflık ve zaman yönünde avantajları olduğu görülmüştür.

**Anahtar Kelimeler:** Benzimidazol, Schiff bazı, Mikrodalga Işıma, İmin fonksiyonu

### 1. Introduction

Benzimidazoles are heterocyclic aromatic organic compounds. These compounds are bicyclic in nature which consists benzene and imidazole (Barker et al. 1960). The use of benzimidazole dates many years back (Patil et al. 2008). In 1990 various benzimidazole derivatives were synthesized with substitution of fluorine, propylene and tetrahydroquinoline. These new compounds resulted in increased stability, biological activity and bioavailability (Kubo et al. 1990; Uchida et al. 1990). So, some benzimidazole drugs used in both human and veterinary medicine (Velik et al. 2004) such as anti-inflammatory (Kulkarni et al. 2013), analgesic (Achar et al. 2010), antimicrobial (Soni et al. 2012), antitumor (Gowda et al. 2009), anticancer (Rashid et al. 2012), antibacterial (Tuncbilek et al. 2009), antihypertensive (Wang et al. 2012), protein kinase inhibitory (Sarno et al. 2011), antitubercular activity (Kumar et al. 2011), lipase inhibition (Mentese et al. 2014), anti urease (Bekircan et al. 2014). Because of these biological and pharmacological activities, nowadays there has been an increasing interest in the chemistry of imidazole fused benzimidazole (Chen et al. 2011). There are some ways to synthesis of benzimidazoles. In recent years synthetic methods have been used but because of poor yields, use of expensive reagents and long reaction time need more economical and environmental conditions (Dawood et al. 2011; Varma 2012). The use of microwave irradiation for synthesis; the reaction rates, the yields

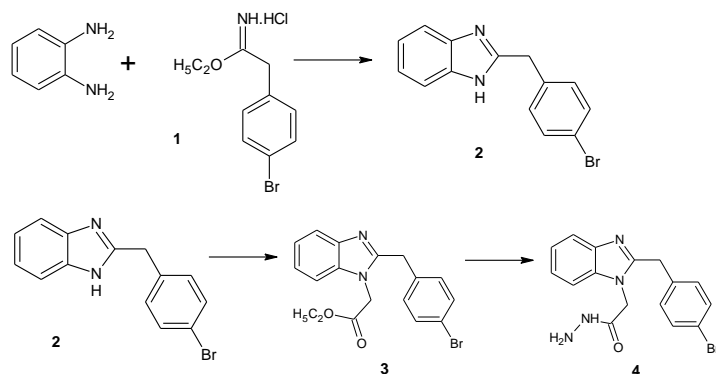
of products can be increased (Kappe 2004). Because of these reasons many benzimidazole derivatives have been synthesised with microwave irradiation (Yılmaz et al. 2013).

In this work, we have synthesized some benzimidazole derivatives containing imine function by using microwave irradiation and conventional heating procedure. The yields of these two methods were compared.

### 2. Result and Discussion

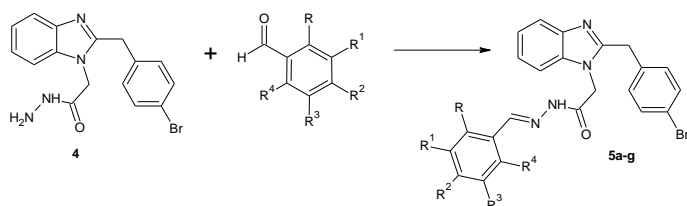
In this study, we have synthesized some benzimidazole derivatives containing imine function by using microwave heating and conventional procedures. Firstly, compound **1**, ethylimido-p-bromophenylacetate hydrochloride, was prepared according to the literature (Kahveci 2005). Then, this compound (**1**) was treated with *o*-phenylenediamine in methanol to synthesize 2-(4-bromobenzyl)-1*H*-benzimidazole (**2**). The compound **2** was treated with ethyl bromoacetate in acetone with dry K<sub>2</sub>CO<sub>3</sub> to synthesize ethyl [2-(4-bromobenzyl)-1*H*-benzimidazol-1-yl]acetate (**3**). Ethoxy group is an easy leaving group. Treatment of compound **3** with hydrazine monohydrate in ethanol gave 2-[2-(4-bromobenzyl)-1*H*-benzimidazol-1-yl]acetohydrazide (**4**) (Scheme 1.) (Mentese et al. 2015).

## Scheme 2. Synthesis of compounds 5a-g



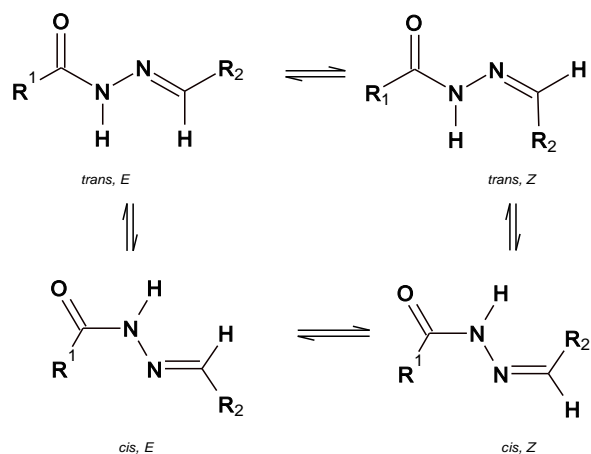
Scheme 1. Synthesis of compound 4

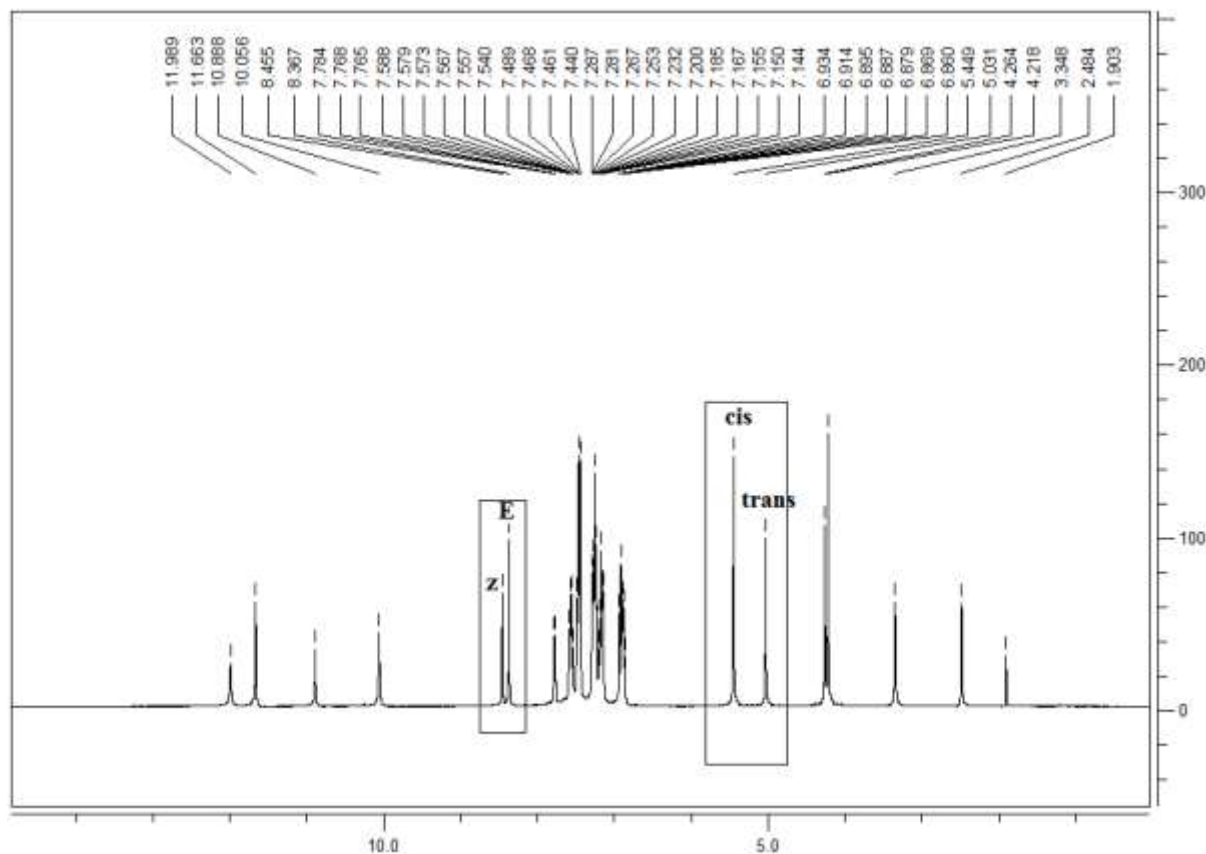
After the synthesis of compound 4, this compound was treated with 7 different aromatic aldehyde to synthesize benzimidazole derivatives containing imine function, compounds 5a-g.



	R	R <sup>1</sup>	R <sup>2</sup>	R <sup>3</sup>	R <sup>4</sup>
5a	OH	H	H	H	H
5b	H	H	Cl	H	H
5c	H	H	Br	H	H
5d	H	H	N(CH <sub>3</sub> ) <sub>2</sub>	H	H
5e	OH	H	H	Cl	H
5f	OH	H	H	Br	H
5g	H	Br	Cl	H	H

The structure of these compounds were identified by Infrared (IR) and Proton Nuclear Magnetic Resonance (<sup>1</sup>H-NMR) spectroscopy data. IR spectra of these compounds gave NH band between 3109-3204 cm<sup>-1</sup>, C=O band between 1687-1709 cm<sup>-1</sup> and C=N band between 1602-1660 cm<sup>-1</sup>. <sup>1</sup>H-NMR spectra of compounds 5a-g gave the correct signals with proposed structures. NH signals were shown at about 11.50 ppm, N=CH signals were shown between 8.00-9.00 ppm and NCH<sub>2</sub> signals were shown between 5.00-5.50 ppm. When <sup>1</sup>H-NMR spectra of these compounds have been compared, it has been seen that some of the protons have 2 sets of signal at different ppm. This is because of the compounds, which have arylenehydrazide structure, exist as *E/Z* geometrical isomer from C=N double bond and *cis/trans* amide conformer at the CO-NH single bond. According to the literature (Kahveci et al. 2014), compounds which have C=N double bond prefers *E* geometrical isomer in DMSO-*d*<sub>6</sub> and *Z* isomers can be preferred in less polar solvents. N-CH<sub>2</sub> and N-H signals were observed 2 sets of signals because of *cis/trans* conformer. The ratio in each case has been calculated by using <sup>1</sup>H-NMR data. *E/Z* and *cis/trans* geometrical isomer of compounds 5a-g and selected <sup>1</sup>H-NMR spectrum has been given in scheme 3 and figure 1.

Scheme 3. *E/Z* geometrical isomer and *cis/trans* amide conformer of compounds 5a-g



**Figure 1.**  $^1\text{H-NMR}$  spectrum of compound **5a**.

### 3. Experimental

All the chemicals were supplied from Merck, Aldrich and Fluka. Melting points were taken on capillary tubes on a Büchi oil heated melting point apparatus and are uncorrected.  $^1\text{H-NMR}$  spectra were recorded on a Varian-Mercury 400 MHz spectrometer (DMSO- $d_6$  as solvent, TMS as internal standard). A mono mode CEM-Discover Microwave was used in the standard configuration as delivered, including proprietary software. All experiments were carried out in microwave process vials (30 mL) with control of the temperature by infrared detection temperature sensor. It was monitored by a computer and maintained constant at a constant value by a discrete modulation of delivered microwave power. After completion of the reaction, the vial was cooled to 60 °C via air jet cooling.

#### Synthesis of Compounds **5a-g**

**Method A (Conventional):** A mixture of compound **4** (0.01 mol) and corresponding aromatic aldehyde (0.01 mol) in ethanol/acetic acid (10/1 mL) was refluxed for 5 hours. After the reaction was completed (monitored by TLC, ethyl acetate/hexane, 3:1), the crude product was formed. This product was washed with hot ethanol, filtrated off and dried.

**Method B (Microwave):** A mixture of compound **4** (0.01 mol) and corresponding aromatic aldehyde (0.01 mol) in acetic acid (0.5 mL) was irradiated in microwave oven for 5 min. at 130 °C and 300 watt maximum microwave power. After the reaction was completed, above purification method was applied.

#### **2-[2-(4-Bromobenzyl)-1H-benzimidazol-1-yl]-N'-[(2-hydroxyphenyl)methylidene]acetohydrazide (5a)**

Yield: % 65 (for conventional method), % 86 (for microwave method) mp: 290-291 °C, IR (KBr)  $\text{cm}^{-1}$ : 3290 (OH), 3182 (NH), 1698 (C=O), 1621 (C=N).  $^1\text{H-NMR}$  (400 MHz, DMSO- $d_6$ ):  $\delta$  4.21+4.26 (s, 2H,  $\text{CH}_2$ ), 5.03+5.44 (s, 2H,  $\text{NCH}_2$ , trans and cis amid conformer, cis/trans ratio 59/41), 6.86-6.93 (m, 2H, Ar-H), 7.14-7.28 (m, 5H, Ar-H), 7.44-7.58 (m, 4H, Ar-H), 7.76-7.78 (m, 1H, Ar-H), 8.36+8.45 (s, 1H, CH, E/Z geometrical isomer, E/Z ratio 55/45), 10.05+10.88 (s, 1H, OH), 11.66+11.95 (s, 1H, NH).

#### **2-[2-(4-Bromobenzyl)-1H-benzimidazol-1-yl]-N'-[(4-chlorophenyl)methylidene]acetohydrazide (5b)**

Yield: % 60 (for conventional method), % 82 (for microwave method) mp: 270-271 °C, IR (KBr)  $\text{cm}^{-1}$ : 3128 (NH), 1695 (C=O), 1606 (C=N).  $^1\text{H-NMR}$  (400 MHz, DMSO- $d_6$ ):  $\delta$  4.22+4.26 (s, 2H,  $\text{CH}_2$ ), 5.03+5.47 (s, 2H,  $\text{NCH}_2$ , trans and cis amid conformer, cis/trans ratio 73/27), 7.16-7.28 (m, 4H, Ar-H), 7.43-7.59 (m, 6H, Ar-H), 7.70-7.78 (m, 2H, Ar-H), 8.04-8.23 (s, 1H, CH, E/Z geometrical isomer, E/Z ratio 72/28), 11.81+11.88 (s, 1H, NH).

#### **2-[2-(4-Bromobenzyl)-1H-benzimidazol-1-yl]-N'-[(4-bromophenyl)methylidene]acetohydrazide (5c)**

Yield: % 64 (for conventional method), % 84 (for microwave method) mp: 272-273 °C, IR (KBr)  $\text{cm}^{-1}$ : 3182 (NH), 1695 (C=O), 1609 (C=N). IR (KBr)  $\text{cm}^{-1}$ :  $^1\text{H-NMR}$  (400 MHz, DMSO- $d_6$ ):  $\delta$  4.22+4.25 (s, 2H,  $\text{CH}_2$ ), 5.01+5.46 (s, 2H,  $\text{NCH}_2$ ,

trans and cis amid conformer, cis/trans ratio 71/29), 7.14-7.24 (m, 4H, Ar-H), 7.43-7.58 (m, 6H, Ar-H), 7.69-7.76 (m, 2H, Ar-H), 8.05+8.23 (s, 1H, CH, E/Z geometrical isomer, E/Z ratio 75/25), 11.74+11.81 (s, 1H, NH).

**2-[2-(4-Bromobenzyl)-1H-benzimidazol-1-yl]-N'-  
 {[4-(dimethylamino)phenyl]methylidene}  
 acetohydrazide (5d)**

Yield: % 70 (for conventional method), % 92 (for microwave method) mp: 275-276 °C, IR (KBr)  $\text{cm}^{-1}$ : 3204 (NH), 1687 (C=O), 1602 (C=N).  $^1\text{H-NMR}$  (400 MHz, DMSO- $d_6$ ):  $\delta$  4.23+4.27 (s, 2H,  $\text{CH}_2$ ), 4.98+5.42 (s, 2H,  $\text{NCH}_2$ , trans and cis amid conformer, cis/trans ratio 75/25), 6.69-6.74 (m, 2H, Ar-H), 7.15-7.29 (m, 4H, Ar-H), 7.42-7.60 (m, 6H, Ar-H), 7.95+8.11 (s, 1H, CH, E/Z geometrical isomer, E/Z ratio 69/31), 11.49+11.56 (s, 1H, NH).

**2-[2-(4-Bromobenzyl)-1H-benzimidazol-1-yl]-N'-  
 {[5-chloro-2-  
 hydroxyphenyl]methylidene}acetohydrazide (5e)**

Yield: % 70 (for conventional method), % 92 (for microwave method) mp: 267-268 °C, IR (KBr)  $\text{cm}^{-1}$ : 3350 (OH), 3185 (NH), 1702 (C=O), 1660 (C=N).  $^1\text{H-NMR}$  (400 MHz, DMSO- $d_6$ ):  $\delta$  4.21+ 4.26 (s, 2H,  $\text{CH}_2$ ), 5.03+5.49 (s, 2H,  $\text{NCH}_2$ , trans and cis amid conformer, cis/trans ratio 64/36), 6.92-7.83 (m, 12H, Ar-H+CH), 8.31+8.42 (s, 1H, OH), 11.73 (s, 1H, NH).

**2-[2-(4-Bromobenzyl)-1H-benzimidazol-1-yl]-N'-  
 {[5-bromo-2-  
 hydroxyphenyl]methylidene}acetohydrazide (5f)**

Yield: % 70 (for conventional method), % 92 (for microwave method) mp: 272-273 °C, IR (KBr)  $\text{cm}^{-1}$ : 3380 (OH), 3171 (NH), 1702 (C=O), 1659 (C=N).  $^1\text{H-NMR}$  (400 MHz, DMSO- $d_6$ ):  $\delta$  4.21+4.25 (s, 2H,  $\text{CH}_2$ ), 5.02+5.49 (s, 2H,  $\text{NCH}_2$ , trans and cis amid conformer, cis/trans ratio 64/36), 6.89-7.95 (m, 12H, Ar-H+CH), 8.29+8.41 42 (s, 1H, OH), 11.73 (s, 1H, NH).

**2-[2-(4-Bromobenzyl)-1H-benzimidazol-1-yl]-N'-  
 {[3-bromo-4-  
 chlorophenyl]methylidene}acetohydrazide (5g)**

Yield: % 70 (for conventional method), % 92 (for microwave method) mp: 252-253 °C, IR (KBr)  $\text{cm}^{-1}$ : 3109 (NH), 1709 (C=O), 1614 (C=N).  $^1\text{H-NMR}$  (400 MHz, DMSO- $d_6$ ):  $\delta$  4.21+4.23 (s, 2H,  $\text{CH}_2$ ), 5.01+5.49 (s, 2H,  $\text{NCH}_2$ , trans and cis amid conformer, cis/trans ratio 70/30), 7.13-8.19 (m, 12H, Ar-H+CH), 11.81+11.92 (s, 1H, NH).

## 4. Conclusion

It has been described an efficient method for the synthesis of benzimidazole derivatives containing imine function using the microwave technology. All reactions have been carried out with conventional heating in order to compare. All compounds are new and identified by spectral data.

## References

Achar, K. C., K. M. Hosamani, and H. R. Seetharamareddy. 2010. In-vivo analgesic and anti-inflammatory activities of

newly synthesized benzimidazole derivatives. *European Journal of Medicinal Chemistry* 45 (5):2048-2054.

Barker, H. A., R. D. Smyth, H. Weissbach, J. I. Toohey, J. N. Ladd, and B. E. Volcani. 1960. Isolation and properties of crystalline cobamide coenzymes containing benzimidazole or 5, 6-dimethylbenzimidazole. *Journal of Biological Chemistry* 235:480-488.

Bekircan, O., E. Mentese, S. Ulker, and C. Kucuk. 2014. Synthesis of Some New 1,2,4-Triazole Derivatives Starting from 3-(4-Chlorophenyl)-5-(4-methoxybenzyl)-4H-1,2,4-triazol with Anti-Lipase and Anti-Urease Activities. *Archiv Der Pharmazie* 347 (6):387-397.

Chen, L. H., Y. S. Hsiao, G. S. Yellol, and C. M. Sun. 2011. Microwave Promoted Simple, Efficient and Regioselective Synthesis of Trisubstituted Imidazo[1,2-a]benzimidazoles on Soluble Support. *Acs Combinatorial Science* 13 (2):112-119.

Dawood, K. M., N. M. Elwan, and B. F. Abdel-Wahab. 2011. Recent Advances on the Synthesis of Azoles, Azines and Azepines Fused to Benzimidazole. *Arkivoc* 1:111-195.

Gowda, N. R. T., C. V. Kavitha, K. K. Chiruvella, O. Joy, K. S. Rangappa, and S. C. Raghavan. 2009. Synthesis and biological evaluation of novel 1-(4-methoxyphenethyl)-1H-benzimidazole-5-carboxylic acid derivatives and their precursors as antileukemic agents. *Bioorganic & Medicinal Chemistry Letters* 19 (16):4594-4600.

Kahveci, B. 2005. Synthesis of 4-amino-4,5-dihydro-1H-1,2,4-triazole-5-ones and their isatin-3-imine derivatives. *Molecules* 10 (2):376-382.

Kahveci, B., F. Yilmaz, E. Mentese, M. Ozil, and S. A. Karaoglu. 2014. Microwave-Assisted Synthesis of Some Novel Benzimidazole Derivatives Containing Imine Function and Evaluation of Their Antimicrobial Activity. *Journal of Heterocyclic Chemistry* 51 (4):982-990.

Kappe, C. O. 2004. Controlled microwave heating in modern organic synthesis. *Angewandte Chemie-International Edition* 43 (46):6250-6284.

Kubo, K., K. Oda, T. Kaneko, H. Satoh, and A. Nohara. 1990. Synthesis of 2-[[4-(4-fluoroalkoxy-2-pyridyl)methyl]sulfinyl]-1H-benzimidazoles as antiulcer agents. *Chem Pharm Bull (Tokyo)* 38 (10):2853-2858.

Kulkarni, R. G., S. A. Laufer, C. V. M., and A. Garlapati. 2013. Synthesis, p38 kinase inhibitory and anti-inflammatory activity of new substituted benzimidazole derivatives. *Med Chem* 9 (1):91-99.

Kumar, K., D. Awasthi, S. Y. Lee, I. Zanardi, B. Ruzsicska, S. Knudson, P. J. Tonge, R. A. Slayden, and I. Ojima. 2011. Novel trisubstituted benzimidazoles, targeting Mtb FtsZ, as a new class of antitubercular agents. *Journal of Medicinal Chemistry* 54 (1):374-381.

Mentese, E., H. Bektas, S. Ulker, O. Bekircan, and B. Kahveci. 2014. Microwave-assisted synthesis of new benzimidazole derivatives with lipase inhibition activity. *Journal of Enzyme Inhibition and Medicinal Chemistry* 29 (1):64-68.

Mentese, E., S. Ulker, and B. Kahveci. 2015. Synthesis and study of  $\alpha$ -glucosidaseinhibitory, antimicrobial and antioxidant activities of some benzimidazole derivatives containing triazole, thiadiazole, oxadiazole, and morpholine rings. *Chemistry of Heterocyclic Compounds* 50 (12):1671-1682.

Patil, A., S. Ganguly, and S. Surana. 2008. Asystematic review of benzimidazole derivatives as an antiulcer agent. *Rasayan J Chem* 1 (3):447-460.

Rashid, M., A. Husain, and R. Mishra. 2012. Synthesis of benzimidazoles bearing oxadiazole nucleus as anticancer agents. *European Journal of Medicinal Chemistry* 54:855-866.

- Sarno, S., E. Papinutto, C. Franchin, J. Bain, M. Elliott, F. Meggio, Z. Kazimierzuk, A. Orzeszko, G. Zanotti, R. Battistutta, and L. A. Pinna. 2011. ATP Site-Directed Inhibitors of Protein Kinase CK2: An Update. *Current Topics in Medicinal Chemistry* 11 (11):1340-1351.
- Soni, L. K., T. Narsinghani, and A. Sethi. 2012. Anti-microbial benzimidazole derivatives: synthesis and in vitro biological evaluation. *Medicinal Chemistry Research* 21 (12):4330-4334.
- Tuncbilek, M., T. Kiper, and N. Altanlar. 2009. Synthesis and in vitro antimicrobial activity of some novel substituted benzimidazole derivatives having potent activity against MRSA. *European Journal of Medicinal Chemistry* 44 (3):1024-1033.
- Uchida, M., M. Chihiro, S. Morita, H. Yamashita, K. Yamasaki, T. Kanbe, Y. Yabuuchi, and K. Nakagawa. 1990. Synthesis and antiulcer activity of 4-substituted 8-[(2-benzimidazolyl)sulfinylmethyl]-1,2,3,4-tetrahydroquinolines and related compounds. *Chem Pharm Bull (Tokyo)* 38 (6):1575-1586.
- Varma, R. S. 2012. *Microwave in organic synthesis*. Weinheim: Wiley-VCH.
- Velik, J., V. Baliharova, J. Fink-Gremmels, S. Bull, J. Lamka, and L. Skalova. 2004. Benzimidazole drugs and modulation of biotransformation enzymes. *Research in Veterinary Science* 76 (2):95-108.
- Wang, P., G. J. Zheng, Y. P. Wang, X. J. Wang, H. G. Wei, and W. S. Xiang. 2012. Highly practical and cost-efficient synthesis of telmisartan: an antihypertensive drug. *Tetrahedron* 68 (11):2509-2512.
- Yilmaz, F., E. Mentese, N. Karaali, and B. Kahveci. 2013. Microwave-assisted synthesis of some 5(6)-nitro-1H-benzimidazoles and their hydrazide derivatives. *Bulletin of the Chemical Society of Ethiopia* 27 (2):265-271.