

See discussions, stats, and author profiles for this publication at: <https://www.researchgate.net/publication/328476438>

Testing two types of acoustic deterrent devices (pingers) to reduce harbour porpoise, *Phocoena phocoena* (Cetacea: Phocoenidae), by catch in turbot (*Psetta maxima*) set gillnet fisher...

Article in *Cahiers de Biologie Marine* · October 2018

DOI: 10.21411/CBM.A.D5B58D5B

CITATIONS

8

READS

590

1 author:



Sabri Bilgin

Sinop Universty

100 PUBLICATIONS 824 CITATIONS

SEE PROFILE


Some of the authors of this publication are also working on these related projects:



Population Dynamics of Crab Species Caught by Beam Trawl and Beam Trawl's Ecosystem Effects in the Southern Black Sea [View project](#)



Acoustically Prevention of Bottom Gillnets Damages Caused by Cetaceans [View project](#)



Testing two types of acoustic deterrent devices (pingers) to reduce harbour porpoise, *Phocoena phocoena* (Cetacea: Phocoenidae), by catch in turbot (*Psetta maxima*) set gillnet fishery in the Black Sea, Turkey

Sabri BILGIN¹ and Özay KÖSE²

(¹) Sinop University Faculty of Fisheries and Aquaculture, TR57000, Sinop, Turkey

(²) Recep Tayyip Erdoğan University Faculty of Fisheries and Aquaculture, TR53000, Rize, Turkey
Corresponding author: sbrbilgin@hotmail.com

Abstract: Field experiments with Aquamark 100 and Aquamark 200 pingers were conducted in the bottom set gill net fishery for turbot in the Black Sea coast between March and June 2012. The aim of the experiment was to evaluate (i) the effectiveness of two types of pingers to reduce by catch rate of harbour porpoises, and (ii) the effects of pingers on the catches of the target fish species (*Psetta maxima*) and non-target fish species (*Raja clavata*, *Suqualus acanthias* and *Trigla lucerna*) in the turbot set gillnet fishery. A total of 246 specimens (95 *P. maxima*, 138 *R. clavata*, 8 *P. phocoena*, 4 *S. acanthias* and 1 *T. lucerna*) were caught during both Aquamark 100 and Aquamark 200 pingers trials. Catches of *Psetta maxima* and other fish species (*Raja clavata*, *Suqualus acanthias* and *Trigla lucerna*) were not affected by the sound of the pingers in the active nets. Catch of target *P. maxima* and non-target fish *R. clavata* were similar as were also for most caught species. 6 *P. phocoena* (2 in control and 3 in active nets with Aquamark 100) and 2 *P. phocoena* (1 in control and 1 in active nets with Aquamark 200) were caught in controls and active nets. There are no statistical differences between active and passive net catch per unit effort among the fish species and also cetaceans. As a conclusion, the acoustic signals clearly showed that these pinger types did not reduce by catch of harbour porpoise from the turbot gill net in the eastern Black Sea coasts, Turkey. The acoustic signals of both pinger types also did not affect the catch of target and non-target fish species.

Résumé : Essai de deux types de dispositifs acoustiques de dissuasion (pingers) pour réduire la capture du marsouin commun, *Phocoena phocoena* (Cetacea: Phocoenidae) par la pêche de turbot (*Psetta maxima*) au filet maillant en Mer Noire, Turquie. Des expérimentations sur le terrain avec des pingers Aquamark 100 et Aquamark 200 ont été menées dans la pêche de turbot au filet maillant sur la côte de la Mer Noire entre mars et juin 2012. Le but de cette expérience était d'évaluer (i) l'efficacité de deux types de pingers à réduire le taux de prise des marsouins communs, et (ii) les effets des pingers sur les prises de poissons cibles (*Psetta maxima*) and les poissons non-cibles (*Raja clavata*, *Suqualus acanthias* et *Trigla lucerna*) dans la pêche au filet maillant. Un total de 246 spécimens (95 *P. maxima*, 128 *R. clavata*, 8 *P. Phocoena*, 4 *S. acanthias* et 1 *T. lucerna*) ont été capturés à la fois par les essais des pingers Aquamark 100 et Aquamark 200 au cours de l'étude. Les prises de *Psetta maxima* et des autres espèces de poissons (*Raja clavata*, *Suqualus acanthias* et *Trigla lucerna*) n'ont pas été affectées par le son des pingers dans les filets. Les captures de la cible *P. maxima* et le poisson non-cible *R. clavata* étaient similaires ainsi que pour la plupart des espèces capturées. 6 *P. phocoena* (2 dans les témoins et 3 dans les filets avec Aquamark 100) et 2 *P. Phocoena* (1 dans les témoins et 1 dans les filets avec Aquamark 200) ont été capturés.

Il n'y a pas de différence statistique entre les captures nettes actives et passives parmi les espèces de poissons ou de cétacés. En conclusion, les signaux acoustiques montrent clairement que ces types de pingères ne réduisent pas les prises du marsouin commun à partir du filet maillant à turbot sur les côtes orientales de la Mer Noire en Turquie. Les signaux acoustiques de ces deux types de pingère n'affectent pas non plus la capture des espèces cibles et non-cibles.

Keywords: Harbour porpoises • *Phocoena phocoena* • Pingères • By catch • Black Sea • Turkey

Introduction

There are three cetacean species, the harbour porpoise, *Phocoena phocoena* (Linnaeus, 1758) common bottlenose dolphin, *Tursiops truncatus* (Montagu, 1821) and short beaked common dolphin, *Delphinus delphis* (Linnaeus, 1758) in the Black Sea (Zaitsev & Mamaev, 1997; Öztürk et al., 2004). In the Black Sea, many species and populations of small cetaceans were exploited in dolphin fisheries prior to 1966 in USSR, Romania and Bulgaria, and prior to 1983 in Turkey. Other anthropogenic impacts such as habitat degradation, pollution, physical modification of the seabed, disturbance and especially incidental catch in fishing gears have further reduced populations of Black Sea cetaceans (Birkun, 2002). Almost all of the cetaceans in the Black Sea, especially *P. phocoena* are caught in bottom set gillnets such as turbot (*P. maxima*), spiny dogfish (*Squalus acanthias* Linnaeus, 1758) and sturgeon (*Acipenser* spp.). The peak occurs during spring and summer months of the turbot season, including territorial waters of all six riparian countries (Birkun, 2002; Öztürk et al., 2004).

Turbot, *Psetta maxima* (Linnaeus, 1758), is one of the most important commercial demersal fish species for fishing in Turkey. Legal turbot fisheries with turbot gill nets are conducted year round except for between 15 April and 15 June (Anonymous, 2017) in the Turkish Seas. Turbot gill net fishing efforts are positively unknown in the Black Sea and these fishing nets are the most dangerous fishing gears for incidental mortality of Black Sea cetaceans (Radu et al., 2003). Overfishing and declining of water quality have also reduced the Black Sea fish stocks such as anchovy, sprat etc which represent Black Sea cetaceans preys (Kideys, 1994).

By catch of small cetaceans such as *P. phocoena*, *T. truncatus* and *D. delphis* is a major problem for commercial gill net fisheries around the World. By catch and entanglement in fishing gears such as gillnet, tanglenet and driftnet is the biggest threat to cetacean populations around the World and killing about 300.000 animals per year (Read et al., 2006). By catch level of Black Sea cetaceans has been studied in the Black Sea, especially for turbot gill net

fishery (Öztürk et al., 1999; Birkun, 2002; Tonay & Öztürk, 2003; Radu et al., 2003; Gönener & Bilgin, 2009; Tonay, 2016). *P. phocoena* are the most frequently killed cetaceans in the turbot gill net fishery in the Black Sea.

The use of acoustic deterrent devices or pingères in fish nets can be considered as the most appropriate solution to keep the dolphins and/or porpoises away from the fishing nets. Namely, the International Whaling Commission (IWC, 2000) reported that the most reasonable hypothesis is that pingères reduce by catch rates by producing a sound that dolphins and porpoises find aversive. Today, different types of pingères have been produced to reduce the by catch level of cetaceans, sea birds and sea turtles from the fishing nets (Koschinski & Stempel, 2012; Dawson et al., 2013).

The reactions of harbor porpoises and bottlenose dolphin to pingères are quite different (Franse, 2005). Harbour porpoises can hear sounds with frequencies from 16 kHz up to 140 kHz, with a reduced sensitivity at 64 kHz. Also, most sensitive is the harbour porpoise for frequencies from 100 up to 140 kHz. The bottlenose dolphin can hear frequencies from 75 Hz up to 150 kHz (Johnson, 1967). The bottlenose dolphins are most sensitive for frequencies from 15 up to 110 kHz. The peak frequency for their echolocation pulses is 100 kHz (Au, 1993).

The present study with Aquamark 100 and Aquamark 200 pingères were conducted in the turbot bottom set gill net fishery between March and June 2012 along the Rize coast in the southeastern Black Sea, Turkey. The aim of the present study was to evaluate the effectiveness of Aquamark 100 and Aquamark 200 pingères to reduce by catch rate of harbour porpoises. This paper is also described information on the effects of two pingères types on the catches of the target fish, *P. maxima* and non-target fish species, *R. clavata*, *S. acanthias* and *Trigla lucerna* (Linnaeus, 1758), in the turbot set gillnet fishery in the Black Sea.

Materials and Methods

Newly purchased two pingères types (Aquamark 100 and 200) were used as sources of acoustic alarm devices. The characteristics of the two pingères are from the manufacturer

and the battery is mounted inside the device and the life is 2 years (Table 1). The Aquamark 100 and 200 porpoise deterrent pinger by Aquatec Subsea Limited, are acoustic pingers designed to reduce the unintentional catch of harbour porpoises in commercial gillnet, tanglenet and driftnet fisheries. The Aquamark 100 is also targeted specifically at the harbour porpoise. It complies with EU Council Regulation 812/2004 (Set 1) for static nets (EU, 2004).

Turbot gill nets used in the commercial turbot fishery were used for samplings and there was a scientific researcher on board with professional turbot gill net fishermen during the study. Characteristics were: length of one turbot gill net 72 m, each set consisted of 9 nets (about 650 m). Pingers trials were conducted with one set each for controls without pingers and active net with pingers (Aquamark 100 or 200). The distance among the pingers along the set net was about 200 m. So, the active net was always equipped with four pingers; one acoustic device fixed each end of turbot gill net set, one at about 200 m and one at about 400 m, attached just above the float line. A total of 23 turbot gill net fishing operations with Aquamark 100 pingers (active net) and 23 control nets (without pingers) were conducted between March 2012 and June 2012. A further 9 turbot gill net fishing sampling with Aquamark 200 pingers (active net) and 9 control nets (without pingers) were conducted from April 2012 and June 2012 along the Rize coasts between 10 and 50 m water depth (Fig. 1). Turbot gill net operations with control and active nets were conducted on same day at different depths and with the same characteristics nets as mesh size (320 mm), mesh depth (7 meshes), thickness of the twine (210 d / 2x3 no) and hanging ratio ($E = 0.36$) (Fig. 2). To calculate effects of pingers on catch of target (*P. maxima*) and non-target (*P. phocoena*, *R. clavata*, *S. acanthias* and *T. lucerna*) species for turbot gill net fisheries during the banned time fishing operation were conducted with a special permit.

Catch per unit effort (CPUE) or danger index was

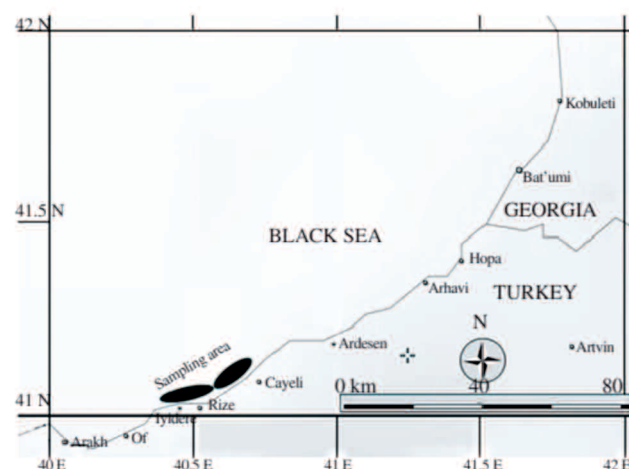


Figure 1. Turbot gill net fishing operations sampling area along the Rize coast in the southeastern Black Sea, Turkey

calculated as the number of individuals divided by the total set net length (km) x soak time in day (24 hours). Catch per unit effort (CPUE; individuals / km × day) for each species (target: *P. maxima*, by catch: *R. clavata*, *S. acanthias*, *P. phocoena* and *T. lucerna*) were used for comparison of active and passive net.

The F and T test was used to determine the CPUE difference of the target and non-target species between active and passive nets. Statistical analyses were performed with the software package PAST version 1.94b (Hammer et al., 2001). Statistical significant level was used as 0.05.

Results

The catch per unit effort (CPUE; individuals / km × day) results of target and non-target species caught by control net without pingers and active net with Aquamark 100 and Aquamark 200 pingers between March 2012 and June 2012 in the turbot set gillnet fishery along the Rize coast in the southeastern Black Sea, Turkey showed in Table 2.

Table 1. Features of Aquamark 100 and Aquamark 200 pingers used as sources of acoustic alarm

Features	Model	
	Aquamark 100	Aquamark 200
Fundamental frequency	20-160 kHz	5-160 kHz
Source Levels (SL) re 1 μ Pa @ 1m	145 dB	145 dB
High frequency harmonics	yes	yes
Pulse duration	200-300 ms	
Interpuls interval	4-30 seconds, randomized	4-30 seconds, randomized
Dimensions	164 mm x 58 mm (\emptyset)	164 mm x 58 mm (\emptyset)
Battery	1 D - cell alkaline	1 D - cell alkaline
Distance between pingers along nets	200 m	200 m

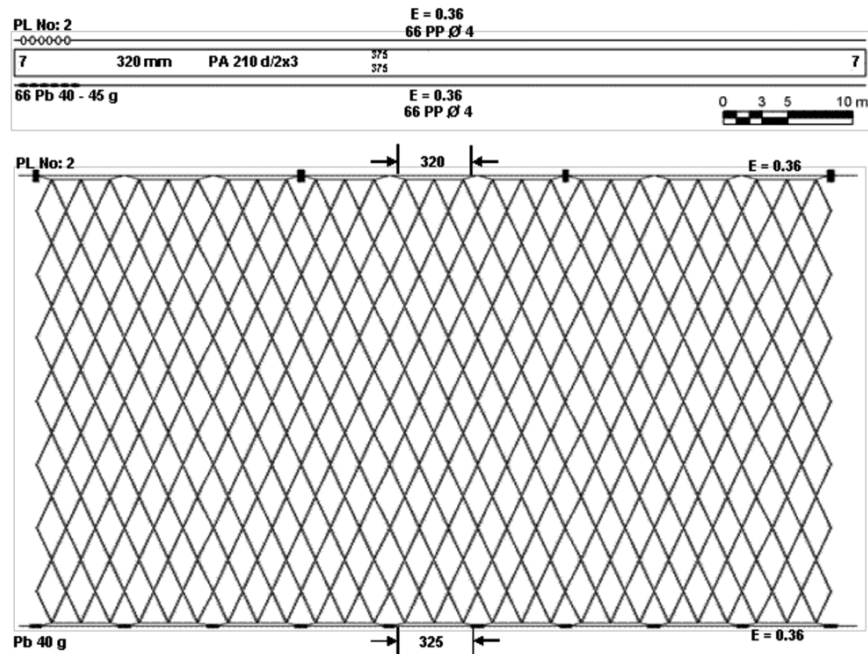


Figure 2. Characteristics of turbot gill net used in monthly samplings.

Aquamark 100 pinger trials

A total of 71 *P. maxima* (43 controls and 28 active nets), 77 *R. clavata* (29 controls and 48 active nets), 6 *P. phocoena* (2 controls and 3 active nets), 2 *S. acanthias* (1 control and 1 active net) and 1 *T. lucerna* with active net was obtained during the Aquamark 100 pingers trials. Mean CPUE of *P. phocoena* was estimated as $6.4 \times 10^{-3} \pm 4.6 \times 10^{-3}$ (95% conf.:

$-3.1 \times 10^{-3} - 16.0 \times 10^{-3}$) for active group with Aquamark 100 pingers and it was estimated as $10.6 \times 10^{-3} \pm 7.6 \times 10^{-3}$ (95% conf.: $-5.1 \times 10^{-3} - 26.3 \times 10^{-3}$) for control group without pingers. The results of F and T tests showed that there was no statistical difference between the mean CPUE values of these two groups ($P = 0.6416$). Mean CPUE of *P. maxima* was estimated as 0.166 ± 0.0291 (95% conf.: $0.1066 - 0.2272$) for active group and it was estimated as 0.116 ± 0.0340 (95%

Table 2. The catch per unit effort (CPUE; individuals / km × day) of target and non-target species caught by control net without pingers and active net with Aquamark 100 and Aquamark 200 pingers between March 2012 and June 2012 in the turbot set gillnet fishery along the Rize coast in the southeastern Black Sea, Turkey. Active net: with pingers (Aquamark 100 and Aquamark 200), Passive net: without pingers.

Species	CPUE (individuals / km × day)		P values
	Active net	Passive net	
	<i>Aquamark 100</i>		
<i>Squalus acanthias</i>	0.004 ± 0.0036	0.006 ± 0.0058	$P = 0.7412$
<i>Psetta maxima</i>	0.167 ± 0.0291	0.116 ± 0.0340	$P = 0.2264$
<i>Trigla lucerna</i>	0.000 ± 0.0000	0.004 ± 0.0043	-
<i>Raja clavata</i>	0.110 ± 0.0326	0.150 ± 0.0482	$P = 0.4857$
<i>Phocoena phocoena</i>	0.006 ± 0.0046	0.011 ± 0.0076	$P = 0.6416$
	<i>Aquamark 200</i>		
<i>Squalus acanthias</i>	0.000 ± 0.0000	0.025 ± 0.0169	-
<i>Psetta maxima</i>	0.180 ± 0.0597	0.117 ± 0.0556	$P = 0.4497$
<i>Trigla lucerna</i>	0.000 ± 0.0000	0.000 ± 0.0000	-
<i>Raja clavata</i>	0.136 ± 0.0473	0.467 ± 0.2225	$P = 0.3249$
<i>Phocoena phocoena</i>	0.009 ± 0.0091	0.012 ± 0.0122	$P = 0.8397$

conf.: 0.0459 - 0.1871) for control group. The results of F and T tests showed that there was no statistical difference between the mean CPUE values of these two groups ($P = 0.2664$). Mean CPUE of *R. clavata* was estimated as 0.109 ± 0.0326 (95% conf.: 0.0420 - 0.1771) for active group and it was estimated as 0.150 ± 0.0482 (95% conf.: 0.0505 - 0.2503) for control group. The results of F and T tests showed that there is no statistical difference between the mean CPUE values of these two groups ($P = 0.4858$). Mean CPUE of *S. acanthias* was estimated as $3.6 \times 10^{-3} \pm 3.6 \times 10^{-3}$ (95% conf.: $-3.8 \times 10^{-3} - 0.0111$) for active group and it was estimated as $5.8 \times 10^{-3} \pm 5.8 \times 10^{-3}$ (95% conf.: $-6.3 \times 10^{-3} - 17.9 \times 10^{-3}$) for control group. The results of F and T tests showed that there is no statistical difference between the mean CPUE values of these two groups ($P = 0.7415$).

Aquamark 200 pinger trials

A total of 24 *P. maxima* (15 controls and 9 active net), 61 *R. clavata* (12 controls and 49 active net), 2 *P. phocoena* (1 control and 1 active net) and 2 *S. acanthias* with active net was obtained during the Aquamark 200 pingers trials. The mean CPUE of *P. phocoena* was estimated as $9.1 \times 10^{-3} \pm 9.1 \times 10^{-3}$ (95% conf.: -0.0119 - 0.0300) for active group with Aquamark 100 pingers and it was estimated as 0.012 ± 0.0122 (95% conf.: -0.0159 - 0.0404) for control group without pingers. The results of F and T tests showed that there is no statistical difference between the mean CPUE values of these two groups ($P = 0.8397$). The mean CPUE of *P. maxima* was estimated as 0.167 ± 0.0597 (95% conf.: 0.1066 - 0.2272) for active group and it was estimated as 0.1800 ± 0.05556 (95% conf.: 0.0423 - 0.3176) for control group. The results of F and T tests showed that there is no statistical difference between the mean CPUE values of these two groups ($P = 0.4497$). The mean CPUE of *R. clavata* was estimated as 0.136 ± 0.0473 (95% conf.: 0.0273 - 0.2454) for active group and it was estimated as 0.467 ± 0.3225 (95% conf.: -0.2763 - 1.2109) for control group. The results of F and T tests showed that there is no statistical difference between the mean CPUE values of these two groups ($P = 0.3249$).

In total of 246 specimens (95 *P. maxima*, 138 *R. clavata*, 8 *P. phocoena*, 4 *S. acanthias* and 1 *T. lucerna*) were caught both in Aquamark 100 and Aquamark 200 pingers trials during the study. Note that 37 *R. clavata* were obtained in only one turbot gill net during Aquamark 200 pinger trials. Catch of target, *P. maxima* and non-target fish, *R. clavata* were similar and these were also the mostly caught species. Therefore, acoustic signals clearly showed that pingers did not reduce by catch of harbour porpoise in the turbot gill net in the eastern Black Sea coasts, Turkey. The acoustic signals of two pingers had also no effect on the catch of target and non-target fish species.

Discussion

Pinger is a device with a low intensity (source level: < 150 dB re 1 μ Pa at 1 m) and emits signal in the middle to high frequencies (2.5 - 10 kHz) with higher harmonic frequencies (up to 160 - 180 kHz) (Franse, 2005). These ultrasound pulses are in the sensitive hearing range of the small cetaceans (harbour porpoises and bottlenose dolphins) and keep the dolphins and harbour porpoises away from fishing gears (Culik et al., 2001; Dawson et al., 2013). In the only one previous study concerning use of pingers to reduce by catch level in the Black Sea, it was found that Dukane NetMark™1000 pingers were effective in reducing *P. phocoena* by catch in turbot gill net fisheries without significantly affecting target fish, *P. maxima* and non-target fish, *R. clavata*, catch (Gönener & Bilgin, 2009). But, as opposed to the previous this, Aquamark 100 and 200 pingers were not efficient in reducing the by catch level of harbour porpoise. However, as before, these two pinger types also did not affect the catch of target and non-target fish species. The differences between the two studies can be explained by the different sea conditions, the different biotic and abiotic factors, the geographical region and the different characteristics, especially frequency level of used pingers. Ulrich (1983) reported that soft bottom is not a good reflector and therefore different reflections from the different bottom structure in the different geographical area can be caused different results between the studies. Moreover, the reasons of different results between the testing of different type of pingers may be due to several different variabilities. Kindt-Larsen (2008) reported that the effect of pinger depend on several different factors, e.g. source level of the pinger, frequency, background noise, propagation losses, directivity of the pinger and directional hearing harbour porpoise. Furthermore, the differences between the two studies may be due to differences in the devices used in the experiments. Aquamark 100 and 200 pingers have higher fundamental frequency and higher source level than the Dukane NetMark™1000 pingers. The Dukane NetMark™1000 pingers emit a tonal signal with a fundamental frequency of 10–12 kHz and with significant harmonics up to 100 kHz. The manufacturer cites a source level of 132 dB (re 1 μ Pa at 1 m). Whereas, Aquamark 100 and 200 pingers emit a tonal signal with a fundamental frequency of 5/20–60 kHz and with significant harmonics up to 160 kHz. The manufacturer cites a source level of 145 dB (re 1 μ Pa at 1 m). Au (1993) reported that harbour porpoises can hear sounds with frequencies from 16 kHz up to 140 kHz.

Several studies have shown that different types of pingers are able to significantly reduce the by catch of small cetaceans in gillnets (Kraus et al., 1997; Gearin et al., 2000; Barlow & Cameron, 2003; Dawson et al., 2013). Moreover, Larsen & Krog (2007) and Kindt-Larsen (2008)

reported that aquamark 100 pinger reduced the by catch of harbour porpoise in the Danish Waters. However, Gazo et al. (2008) reported that aquamark 100 pinger did not stop bottlenose dolphins from approaching the trammel fishing nets and also did not have any effect on target fish species in north-eastern Majorca (Balearic Islands). Also, Burke (2004) reported that there is no effect of acoustic deterrent devices (Save Wave alarms) on dolphin by catch and depredation in the Spanish mackerel gillnet fishery. Moreover, Kindt-Larsen (2008) used porpoise alerting sound pingers (PAS pingers; 110 kHz, source level = 125 - 138 dB p-p re 1 μ Pa at 1 m, 50-2500 clicks per sec) in the Danish hake fishery during July and August 2006 and reported that PAS pingers can not reduce bycatch rate of harbour porpoise. These results were similar to ours.

There is currently no clear published evidence (except for Culik et al., 2001) demonstrating whether pingers have a possible attracting effect on fish. However, it is known that clupeids can hear ultrasound signals (Mann et al., 1997) and pingers attract some fish species in the net (Buscaino et al., 2009). Culik et al. (2001) reported that lien pingers (generate 76 to 77 sounds min⁻¹ at 115 dB, the base frequency 2.7 kHz with harmonics of up to 19 kHz) attracting herring, *Clupea harengus* Linnaeus, 1758 in the Baltic Sea near the island of Rügen, Germany.

There is scientific evidence that pingers may reduce the bycatch of harbour porpoises and other small cetaceans in some fisheries. However, it is still too early to say whether pingers will be effective or not in reducing by catch over the long term in the Black Sea. More focused, long term research on these topics is needed due to possible by effects especially habituation to pinger signals. More information is needed on which animals are engaged in depredation or by catch, e.g. individuals or entire group; older or younger animals, or both; males or females, or both.

In a conclusion, this study showed in essence two things: that catch of target and non target fish species is not affected by pingers, and also that the effect of pingers on reducing the by catch of marine mammals is very specific and depends on the pinger type.

Acknowledgements

The authors thank fishermen Sami Akmermer, Kazım Akmermer Uğur Akmermer and Ahmet Kalkavan for their help during the field studies. We would also like to thank two anonymous referees for their suggestions and criticism that clearly improved an earlier version of this manuscript. This study was supported by the Recep Tayyip Erdogan University, Scientific Research Project (BAP 2010.103.03.2).

References

- Anonymous 2017.** Notified to regulate commercial fisheries with the number of 2/1. <https://kms.kaysis.gov.tr/Home/Goster/75662?AspxAutoDetectCookieSupport=1>
- Au W.W.L. 1993.** *The sonar of dolphins*. Springer-Verlag: New York. 277 pp.
- Barlow J. & Cameron G.A. 2003.** Field experiments show that acoustic pingers reduce marine mammal bycatch in the California drift net fishery. *Marine mammal science*, **19**: 265-283.
- Birkun A. Jr. 2002.** Interactions between cetaceans and fisheries in the Black Sea. In: *Cetaceans of the Mediterranean and Black Seas: state of knowledge and conservation strategies*. (G. Notarbartolo di Sciarra ed), section 10: 11 pp. ACCOBAMS Secretariat: Monaco.
- Burke E.K. 2004.** The effect of acoustic deterrent devices on bottlenose dolphin depredation in the Spanish mackerel gillnet fishery. Msc Dissertation, Duke University, Nicholas, USA. 39 pp.
- Buscaino G., Buffa G., Sara G., Bellante A., Tonello A.J.Jr., Hardt F.A.S., Cremer M.J., Bonanno A., Cuttitta A. & Mazzola S. 2009.** Pinger affects fish catch efficiency and damage to bottom gill nets related to bottlenose dolphins. *Fisheries science*, **75**: 537-544.
- Culik B.M., Koschinski S., Tregenza N. & Ellis G.M. 2001.** Reactions of harbor porpoises *Phocoena phocoena* and herring *Clupea harengus* to acoustic alarms, *Marine Ecology Progress Series*, **211**: 255-260.
- Dawson S.M., Northridge S., Waples D. & Read A.J. 2013.** To ping or not ping: the use of active acoustic devices in mitigating interactions between small cetaceans and gillnet fisheries. *Endangered species research*, **19**: 201-221.
- EU (European Union) 2004.** Council regulation (EC) No 812/2004 of 26.4.2004, laying down measures concerning incidental catches of cetaceans in fisheries and amending Regulation (EC) No 88/98.
- Franse R. 2005.** *Effectiveness of acoustic deterrent devices (pingers)*. Centrum voor Milieuwetenschappen: Leiden. 33 pp.
- Gazo M., Gonzalvo J. & Aguilar A. 2008.** Pingers as deterrents of bottlenose dolphins interacting with trammel nets. *Fisheries Research*, **92**: 70-75.
- Gearin P.J., Goshu M.E., Leake J.L., Cooke L., DeLong, R.L. & Hughes K.M. 2000.** Experimental testing of acoustic alarms (pingers) to reduce bycatch of harbour porpoise, *Phocoena phocoena*, in the state of Washington. *The Journal of Cetacean Research and Management*, **2**: 1-9.
- Gönener S. & Bilgin S. 2009.** The effect of pingers on harbour porpoise, *Phocoena phocoena* bycatch and fishing effort in the turbot gill net fishery in the Turkish Black Sea coast. *Turkish Journal of Fisheries and Aquatic Sciences*, **9**: 151-157.
- Hammer Ø., Harper D.A.T. & Ryan P.D. 2001.** PAST: Paleontological Statistics Software Package for Education and Data Analysis. *Palaeontologia Electronica*, **4**: 1-9.
- IWC (International Whaling Commission) 2000.** Report of the sub-committee on small cetaceans. *Journal of Cetacean Management and Research*, **2**: 235-263.
- Johnson S.C. 1967.** Sound detection thresholds in marine mammals. *Marine Bioacoustics*, **2**: 247-260.

- Kideys A.E. 1994.** Recent dramatic changes in the Black Sea ecosystem: the reason for the sharp decline in Turkish anchovy fisheries. *Journal of Marine Systems*, **5**: 171-181.
- Kindt-Larsen L. 2008.** Can alerting sounds reduce bycatch of harbour porpoise? Msc Dissertation, Biology University of Copenhagen and DTU Aqua, DTU. 81 pp.
- Koschinski S. & Strempel R. 2012.** Strategies for the prevention of bycatch of seabirds and marine mammals in Baltic Sea fisheries. 19th ASCOBANS Advisory Committee Meeting, Galway, Ireland, 20-22 March, 71 pp.
- Kraus S.D., Read A., Anderson E., Baldwin K., Solow A., Spradlin T. & Williamson J. 1997.** Acoustic alarms reduce porpoise mortality. *Nature*, **388**: 525.
- Larsen F & Krog C. 2007.** Fishery trials with increased pinger spacing. Paper presented to the Scientific Committee of the International Whaling Commission. IWC SC/59/- SM2, International Whaling Commission, Cambridge. 7 pp.
- Mann D.A., Lu Z., & Popper A.N. 1997.** A clupeid fish can detect ultrasound. *Nature*, **388**: 341.
- Öztürk B., Öztürk A.A. & Dede A. 1999.** Cetacean by catch in the western coast of the Turkish Black Sea in 1993-1997. In: *Proceedings of the 13th Annual Conference European Cetacean Society* (P.G.H. Evans, J. Cruz & J.A. Raga eds), pp 1-134. Turkish Marine Research Foundation (TUDAV) Ofis press: Istanbul.
- Öztürk B., Aktan Y., Topaloğlu B., Keskin Ç., Öztürk A.A., Dede A. & Türkozan O. 2004.** *Marine life of Turkey in the Aegean and Mediterranean Seas*. Turkish Marine Research Foundation (TUDAV) Ofis press: Istanbul. 200 pp.
- Radu G., Nicolaev S., Anton E., Maximov V. & Radu E. 2003.** Preliminary data about the impact of fishing gears on the dolphins from the Black Sea Romanian waters. In: *Workshop on demersal Resources in the Black Sea and Azov Sea* (B. Öztürk ed), pp. 115- 129. Turkish Marine Research Foundation (TUDAV) Ofis press: Istanbul.
- Read A.J., Drinker P. & Northridge S. 2006.** Bycatch of marine mammals in U.S. and global fisheries. *Conservation Biology*, **20**: 163-169.
- Tonay A.M. & Öztürk B. 2003.** Cetacean by catches in turbot fishery on the western coast of the Turkish Black Sea. In: *International Symposium of fisheries and Zoology*, pp. 132-138. Istanbul University Press: Istanbul.
- Tonay A. 2016.** Estimates of cetacean by-catch in the turbot fishery on the Turkish Western Black Sea coast in 2007 and 2008. *Journal of the Marine Biological Association of the United Kingdom*, **96**: 993-998.
- Urich R.J. 1983.** *Principles of underwater sound*. Peninsula Publishing: New York. 416 pp.
- Zaitsev Y. & Mamaev V. 1997.** *Marine biological diversity in the Black Sea: a study of change and decline*. United Nations Publications: New York. 208 pp.